

Christmas Bingo

Materials

- Word cards (following page)
- Bingo sheets (following pages)
- Container for word cards
- Small wrapped candies, such as Hershey's® Kisses to use for markers (enough for a handful per student)

Instructions

Print and cut out enough Bingo sheets for each student to have one; use all four sheets for variety. Print and cut out three copies of the word cards and put into a container.

*Pass out a handful of candies to each student. Draw word cards one at a time from the container and announce what it says. Students will use a candy to mark **one** matching picture on their Bingo sheet.*

Continue playing as time allows or until someone gets a complete row filled in on their sheet and shouts "Merry Christmas!"

Suggested Discussion

Christmas is a wonderful time of year! There are many things we love about Christmas. Many of those things are on your Bingo sheets.


- ? Which pictures come from the Bible? *Allow discussion.*
- ? What about the pictures that aren't from the Bible? What do they remind us of at Christmastime? *Allow discussion.*




*Mary
and
Joseph*



*Wrapped
present*



Camel



Sheep




Candles



Shepherd



*Candy
cane*



Star

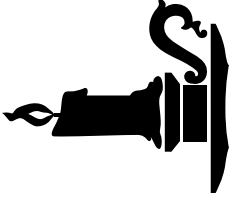









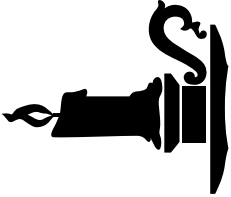







*Baby
Jesus in a
manger*



















Wise man


CHRISTMAS BINGO

CHRISTMAS BINGO

CHRISTMAS BINGO



CHRISTMAS BINGO

