



Place a sheet of clear cellophane over this pattern and apply a thin layer of sunscreen to the cellophane in the shape of the pattern. Then replace the pattern with a piece of construction paper. Tape the cellophane and the construction paper together and place outside in the sunshine.

For complete experiment instructions, visit answersmagazine.com/go/11-3-extras



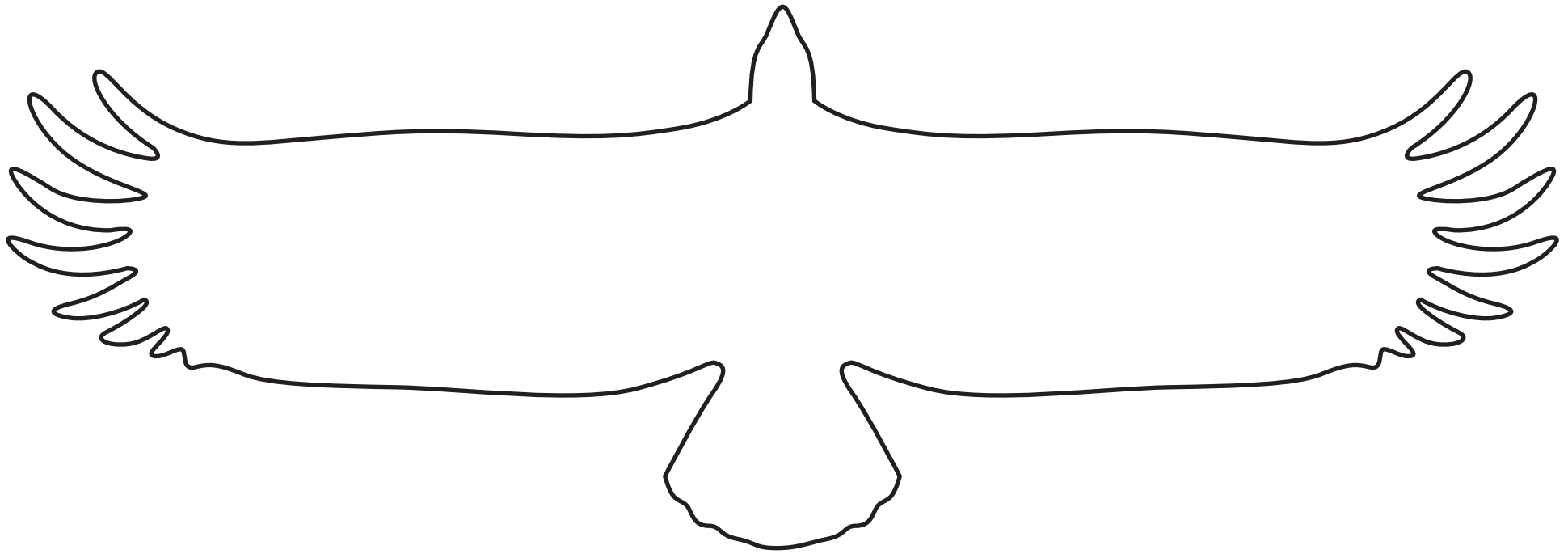
Place a sheet of clear cellophane over this pattern and apply a thin layer of sunscreen to the cellophane in the shape of the pattern. Then replace the pattern with a piece of construction paper. Tape the cellophane and the construction paper together and place outside in the sunshine.

For complete experiment instructions, visit answersmagazine.com/go/11-3-extras



Place a sheet of clear cellophane over this pattern and apply a thin layer of sunscreen to the cellophane in the shape of the pattern. Then replace the pattern with a piece of construction paper. Tape the cellophane and the construction paper together and place outside in the sunshine.

For complete experiment instructions, visit answersmagazine.com/go/11-3-extras



Place a sheet of clear cellophane over this pattern and apply a thin layer of sunscreen to the cellophane in the shape of the pattern. Then replace the pattern with a piece of construction paper. Tape the cellophane and the construction paper together and place outside in the sunshine.

For complete experiment instructions, visit answersmagazine.com/go/11-3-extras