

TABLE OF CONTENTS

UNIT 1 BODY OVERVIEW

Lesson 1	The Creation of Life	8
Lesson 2	Overview of the Human Body	10
Special Feature	Leonardo da Vinci	13
Lesson 3	Cells, Tissues, & Organs	15

UNIT 2 BONES & MUSCLES

Lesson 4	The Skeletal System	20
Lesson 5	Names of Bones	23
Lesson 6	Types of Bones	26
Lesson 7	Joints	29
Lesson 8	The Muscular System	32
Lesson 9	Different Types of Muscles	35
Lesson 10	Hands & Feet	38

UNIT 3 NERVES & SENSES

Lesson 11	The Nervous System	42
Lesson 12	The Brain	45
Lesson 13	Learning & Thinking	48
Special Feature	Brain Surgery	52
Lesson 14	Reflexes & Nerves	54
Lesson 15	The Five Senses	57
Lesson 16	The Eye	61
Lesson 17	The Ear	65
Lesson 18	Taste & Smell	68

UNIT 4 DIGESTION

Lesson 19	The Digestive System	73
Lesson 20	Teeth	76
Lesson 21	Dental Health	80
Lesson 22	Nutrition	83
Special Feature	Florence Nightingale	86
Lesson 23	Vitamins & Minerals.	88

UNIT 5 HEART & LUNGS

Lesson 24	The Circulatory System	92
Lesson 25	The Heart	96
Lesson 26	Blood	99
Special Feature	Blood—Who Needs It?	103
Lesson 27	The Respiratory System	104
Lesson 28	The Lungs.	107

UNIT 6 SKIN & IMMUNITY

Lesson 29	The Skin	111
Lesson 30	Cross-section of Skin	115
Lesson 31	Fingerprints	118
Lesson 32	The Immune System	122
Lesson 33	Genetics	125
Special Feature	Gregor Mendel	129
Lesson 34	Body Poster—Final Project	131
Lesson 35	Conclusion	133
Glossary	134
Index	139




WELCOME TO

GOD'S DESIGN[®] FOR LIFE



You are about to start an exciting series of lessons on life science. *God's Design[®] for Life* consists of three books: *The World of Plants*, *The World of Animals*, and *The Human Body*. Each of these books will give you insight into how God designed and created our world and the things that live in it.

No matter what grade you are in, first through eighth grade, you can use this book.




1st–2nd grade

Read only the “Beginner” section of each lesson, answer the questions at the end of that section, and then do the activity in the  box (the worksheets will be provided by your teacher).

3rd–5th grade

Skip the “Beginner” section and read the regular part of the lesson. After you read the lesson, do the activity in the  box and test your understanding by answering the questions in the  box.

6th–8th grade

Skip the “Beginner” section and read the regular part of the lesson. After you read the lesson, do the activity in the  box and test your understanding by answering the questions in the  box. Also do the “Challenge” section in the  box. This part of the lesson will challenge you to go beyond just elementary knowledge and do more advanced activities and learn additional interesting information.

Everyone should read the Special Features and do the final project. There are also unit quizzes and a final test to take.

Throughout this book you will see special icons like the one to the right. These icons tell you how the information in the lessons fit into the Seven C's of History: Creation, Corruption, Catastrophe, Confusion, Christ, Cross, Consummation. Your teacher will explain these to you.

Let's get started learning about God's design of our amazing bodies!



UNIT

1

BODY OVERVIEW

- ◇ **Describe** the function of the major organ systems in the human body.
- ◇ **Explain** how cells, tissues, organs, and systems are related.

- 1 The Creation of Life • 8**
- 2 Overview of the Body • 10**
- 3 Cells, Tissues, & Organs • 15**

KEY CONCEPTS | UNIT LESSONS



THE CREATION OF LIFE

God created them male and female.

LESSON

1



How is man different from the rest of the creatures God created?

BEGINNERS

After God created the earth, plants, sun, moon, stars, and animals, He created man. God took some of the dust from the ground and used His hands to form a man. Then God breathed into the man and made him alive. This first man was named Adam. He was created in God's image and he was created to be God's friend. This was different from God's relationship with the animals. People have a special relationship with God.

God also made a woman for man so that he would not be alone. The first woman was called Eve. Then God told the man and woman to take care of the world that He had made for them.

God created Adam and Eve with wonderful bodies. In this book you are going to learn about the wonderful body that God gave you. God made you special.

- **How did God create the first man, Adam?**
- **In whose image did God create man?**



After God created the earth, plants, sun, moon, stars, and animals, He created man. God spoke the entire universe into existence, but He made man out of the dust of the ground with His own hands and breathed life into his body. God created man to be His companion and friend. The special relationship that man has with God is unique in all of creation.

God also made a woman for man so he would not be alone on the earth. God made woman from the side of man and together He charged them with caring for the world He had created.

God gave man and woman wonderful bodies. It has taken scientists thousands of years to even begin to understand the complexity of the human body. Even today, with all of the technology available to us, we have only a small understanding of how everything in the human body really works.

As you study the lessons in this book and learn more about how your body was designed and how it works, remember that God made you special. God wants you to have a relationship with Him. ■

FUN FACT

There are over 6 billion people alive on the earth and each one of them is unique and created in God's image.



SELF-PORTRAIT

Read Genesis 1–2. Discuss how God created humans and why He created them. Then read Psalm 139:13–18. Discuss how God knew each of us even before we were born. Remember that He loves us and has a plan for each of our lives.

Write the words “God Made Me Special” at the top of a sheet of drawing paper. Then using a mirror, try and draw a self portrait.

WHAT DID WE LEARN?

- On which day of creation did God make man?
- In whose image did God create man?
- According to Genesis 1:26, over what were man and woman to rule?

TAKING IT FURTHER

- Since we are created in God's image, how should we treat our bodies?



BODY SYSTEMS

There are eleven recognized systems in the human body. We will be studying eight of those systems in some detail in this book and will briefly look at the other three. On a piece of paper, list as many of the body's systems as you can. Then write a short description of what each system does. Which system do you know the most about? Which system do you know the least about? Which system is the most interesting to you?