

Assembly Guide

COURSE OVERVIEW

	Day 1	Day 2	Day 3	Day 4	Day 5
Title	B	I	B	L	E
	Book of Books	Incredible Impact	Bedrock Base	Letter of Love	Exciting to Explore
Treasure Point Lesson Focus	The Bible is the coolest book on the planet, unique in so many ways.	The Bible's message has had an incredible impact on the earth.	The Bible is the bedrock foundation to build our lives on.	The Bible has a thrilling theme running throughout its pages.	The Bible is exciting to explore! Let's learn it, love it, and live it.
Bible Passages	The Bible is One-of-a-Kind (Selected Verses)	Saul's Life is Transformed (Acts 9:1–22)	The Wise Man Builds His House on the Rock (Matthew 7:24–29)	The Gospel is a Message with Love (Selected Verses)	Mary Loves to Soak in God's Words (Luke 10:38–42)
Bible Gem	All Scripture is given by inspiration of God . . . 2 Timothy 3:16	Your word is a lamp to my feet and a light to my path. Psalm 119:105	Therefore whoever hears these sayings of Mine, and does them, I will liken him to a wise man who built his house on the rock. Matthew 7:24	But God demonstrates His own love toward us, in that while we were still sinners, Christ died for us. Romans 5:8	I rejoice at Your word as one who finds great treasure. Psalm 119:162
Animal Pal	Blizzard the Polar Bear	Snowball the Arctic Hare	Spike the Narwhal	Shaggy the Musk Ox	Dash the Siberian Husky
Apologetics Focus	Did you know the Bible isn't like any other "religious" book?	Did you know the Bible's teachings have positively influenced cultures around the world?	Did you know science, history, and fulfilled prophecies confirm the Bible?	Did you know the earth didn't start out with polar ice caps?	Did you know we need the Holy Spirit to help us understand the Bible?
Discovery Pass Science and Crafts	Experiment: It's S'now Unique! Main Craft: Icebreaker Fishing	Experiment: Slip and Grip Main Craft: Northern Lightscape	Experiment: Solid Ground Main Craft: Lil' Log Cabin	Experiment: H2Ohhh!!! Main Craft: "White as Snow" Globe	Experiment: Arctic Exploration Main Craft: Amazing ACE Dogsled Race
Glacier Gap Games	Welcome to the Arctic Silly Snowmen	Snowball Fight Mad/Glad Game	Battle for the Base Make It or Break It	Circle Up Finding Your Way	Iditarod Race Broom Hockey
Klondike Corner Snacks	Scripture Scrolls Snowflake Cookies (Psalm 119:18)	Snow Ball Butterflies Tundra Transformers (Psalm 19:7)	Happy Hearts Ocean Jammers (Psalm 19:8)	Gold Nuggets Snow S'Mores (Psalm 19:10)	Treasure Treats Husky Puppy Chow (Psalm 19:11)
Cool Contests	Frosted Food Fun	Chilly Cheers	Polar Dress-Up Day	Bible Books Challenge	Mission Money Mania



Limited license to copy:

A limited license is available to make copies of this book. You may make copies of portions of the book if 1) you are the purchaser; 2) the copies are used exclusively for non-commercial purposes within your church or organization (an entire denomination is not considered a "church" or "organization" under this license); and 3) you follow the instructions provided in the book.

Assembly Guide

Copyright © 2016 Answers in Genesis. All rights reserved. Limited license to copy.

Project Coordinator: Stacia McKeever

Written by Randy and Barb Witt

Interior layout by Diane King

Edited by Evonne Krell

Cover design by Jon Seest

Illustrations by Paul Agner

Unless otherwise noted, all Scripture quotations are taken from the New King James Version.

Copyright © 1982 by Thomas Nelson, Inc. Used by permission. All rights reserved.

For more information, write:

Answers in Genesis, PO Box 510, Hebron, KY 41048

Printed in China.

CONTENTS

Handy Helps	3
Let's Warm Up!	3
Our Goal	3
Your Role	4
Frequently Asked Questions	5
Terms to Know	5
Assemblies	7
Daily Assemblies	7
Top of the World Tunes	9
Cool Contests	11
Creature Features	13
Mission Moment	14
Daily Assembly Scripts	16
Closing Program	29
Drama	31
Drama Overview	31
Production Notes	33
Rehearsal and Production Schedule	34
A Word about Drama for Children	35
Support Crew	35
Costume Suggestions	36
Daily Props List	36
Media & Sound Effects List	38
Set Design & Construction	39
Step 1: Design Your Set Pieces	40
Step 2: Paint Your Set Pieces	41
Step 3: Install Your Set	42
Step 4: Add Finishing Touches	42
Operation Arctic Scene Setters	42
Drama Scripts	43
Day 1 Drama	43
Day 2 Drama	47
Day 3 Drama	51
Day 4 Drama	55
Day 5 Drama	59

HANDY HELPS

LET'S WARM UP!

Beyond thrilling! Exciting to explore! Breathtakingly beautiful! Full of treasure! Words that describe the Arctic for sure, a fascinating region like no other in the world. But go back and read those words again—they can also be used to describe the coolest book on the planet—the Bible. It's mind-blowing to think that the God who made the universe wrote us a book—a book that is *beyond thrilling, exciting to explore, beautiful, and full of treasure*. Now if that isn't worthy of our attention, what is? We here at Answers VBS can hardly contain our excitement as we launch the newest VBS—*Operation Arctic*. Get ready for the thrill of exploring this one-of-a-kind treasure as we build on the following BIBLE acronym each day:

B Book of Books—The first day, we'll discover there's just no book like it, unique in so many ways!

I Incredible Impact—The second day, we'll explore the impact the Bible's teachings have had upon our world!

B Bedrock Base—The third day, we'll see there's no shifting sand here—we've got the Rock of God's Word to base our lives on!

L Letter of Love—The fourth day, we'll encounter the best love letter ever, written to us by God Himself!

E Exciting to Explore—The fifth day, we'll be challenged to learn it, love it, and live it!

Our explorers will begin warming up to the Word from the very first minute they arrive at *Operation Arctic*. The mission begins at **Snowfall Station** with the Opening Assembly, a high-energy opening with entertaining welcomes, rockin' songs, a mission moment, and prayer.

Then we're off to four fun rotation sites:

- **Treasure Point**, the Bible lesson location. Here, explorers discover what a gem God's Word is as they learn important Bible truths in fun and creative ways.
- **Klondike Corner**, the snack spot. Explorers won't want to pass up the cool treats that are waiting to melt in their mouths.
- **Glacier Gap**, the recreation location. At this spot, explorers discover that preparation is "snow" easy and games are filled with chills and thrills.
- **Discovery Pass**, the science, craft, music, mission, and memory verse spot. This location features a wide array of activities to choose from: science experiments, crafts, songs to sing, memory verse games to play, and a mission time (for those who want to spend more time than is given during the Assembly).

After finishing the day's rotations, everyone heads back to **Snowfall Station** for the Closing Assembly that includes more singing, a Creature Feature, contest results, and the greatly anticipated daily drama, which is a highlight of the kids' day. The drama begins in the city with a high-powered executive who is fed up with the rat race. He decides to move to the wilderness for a quieter, simpler existence. Little does he realize all that's in store—missing treasure, goofy bad guys, unexpected visitors, and plenty of action!

Sound fun? Then let's plunge on in to this cold *world* and God's wonderful *Word*! It promises to be a flurry of fun and excitement at *Operation Arctic*! Let's go!


OUR GOAL

It's been ten years since Answers in Genesis entered the world of VBS, and we are so thankful for how God has chosen to use these programs! But why did we decide to embark on such an undertaking in the first place, and why are we still at it, by God's grace, ten years later?

Our primary goal has remained the same all these years—to bring God glory by boldly and unashamedly proclaiming Him to a strategic group—young people! From both a biblical and statistical point of view, young people are a big deal! They're not only awesome—we love 'em!—but they're also dearly cherished by our Lord and tend to be soft-hearted toward

spiritual things. Researchers generally agree most people become Christians when they're children, so it's apparent this age group is a huge mission field!

Children are loved by their Creator. Jesus said not to hinder the children but to let them come to Him (Luke 18:16). We want children to come to Christ and not be hindered in any way from doing so. To that end, our philosophy has always been to combine a biblically rich VBS loaded with substance with off-the-chart, irresistible fun. In a day and age when content sometimes suffers, it's critically important to us not to sacrifice rich content at the expense of fun. But it's also crucial




that the most exciting Book in the world doesn't come across as irrelevant or dry. We want to reflect our creative, inspiring, joy-giving God who made laughter and fun!

So why do we do it? We want kids around the world to hear about and personally meet our awesome God and to understand how they can receive eternal life through repentance and faith in Christ Jesus. We believe VBS is a great way

to introduce them to God, as it is one of the biggest outreaches of the year for most churches.

We pray you will find that every prayer prayed, every minute invested, every dollar spent, and every word spoken will bring God glory as you reach kids for Christ. Just remember—VBS is worth it! May God richly bless your VBS.

YOUR ROLE



Your role as music coordinator, mission coordinator, and/or drama director is outlined in the following pages. This is *your* guide. Read it carefully and prayerfully, using our suggestions combined with the ideas the Holy Spirit brings to your mind. Then get ready! God is about to use you and your church to impact lives!

Music Coordinator

- Learn all music and motions for the songs (see the *Top of the World Tunes* DVD for help)
- Help plan and run the daily assemblies, including standing up front and enthusiastically leading the music
- Train others to learn songs and motions so they can also help lead music
- Help plan and run the closing program

Mission Coordinator

- Choose a mission project or projects for all ages
- Arrange all details related to presenting the mission project during VBS week

- Act as the presenter of the mission information the week of VBS
- Deliver the mission collection to the appropriate parties after VBS is over

Drama Director

- Choose actors for the drama and prepare folders for each with copies of the scripts
- Organize a rehearsal schedule
- Run the drama practices and oversee all aspects of the production (lighting, sound, costumes, props, etc.)
- Provide direction for the design of the set
- Oversee the production of the dramas during the week of VBS
- Help plan and run the closing program

FREQUENTLY ASKED QUESTIONS

The content of *Operation Arctic* may be new to you. For a list of helpful articles on the topics covered in this VBS program, please visit AnswersVBS.com/oafaq.

TERMS TO KNOW

Throughout the VBS curriculum, various terms will be used. Here's a list of some of the most common terms to know.

- **Explorers:** Children at VBS. Explorers will be put in teams named after animals they may see on an Arctic exploration (e.g., polar bears, beluga whales, snowy owls, harp seals, caribou).
 - **Guides:** Team leaders who lead the teams from place to place during VBS. No teaching is required of this position.
 - **Exploration Leaders:** Teachers at the Treasure Point Lesson Time.
 - **Treasure Point:** Rotation site where Bible and apologetics teaching occurs.
 - **Snowfall Station:** Spot where everyone joins together for the opening and closing assemblies.
 - **Discovery Pass:** Rotation site where crafts are made, science experiments are performed, music is sung, memory verses are learned, and missions around the world are explored.
 - **Klondike Corner:** Indoor or outdoor site where snacks are served.
 - **Glacier Gap:** Indoor or outdoor site (outdoor is preferred) for game time.
 - **Bible Gem:** Daily memory verse.
 - **Animal Pals:** Friendly animal mascots used to emphasize the key point of each day's lesson.
 - **Creature Feature:** Daily time during the closing assembly when we marvel together at God's design of various Arctic animals.
 - **Toddlers:** Ages 2–4 years.
 - **Pre-Primaries:** Ages 4–6 years, or age 4 through children who have completed Kindergarten.
 - **Primaries:** Ages 6–9 years, or children who have completed grades 1–3.
 - **Juniors:** Ages 9–12 years, or children who have completed grades 4–6.
- For multi-age K–6th teams, we recommend using the material for the Primaries.

ASSEMBLIES

DAILY ASSEMBLIES

One of the most exciting parts of *Operation Arctic* is the opening and closing assembly time. Each day begins and ends with an assembly of all classes and includes an array of activities. (See below.) The assemblies can be led by the VBS director, children's pastor, music coordinator, drama director, a volunteer, or a combination of these.

ASSEMBLY ACTIVITIES

Welcome

Welcoming everyone to VBS is the first thing we do at *Operation Arctic*. And since first impressions are so important, our "welcome" includes some humor and a quick introduction to the day's theme.

Top of the World Tunes

Kids love to sing, and kids love song motions. That's why we do both at *Operation Arctic*. The *Top of the World Tunes* CD features fun songs that reinforce the spiritual theme. See the Music Leader Set (either contemporary or traditional) that is included with a Super Starter Kit for a Music CD (stereo, split-track, instrumental-only versions of each song), Hand Motions DVD (instructional videos of the motions for each song, along with hand motion videos), and Resource DVD-ROM (featuring lyric videos, HD versions of the hand motions videos, presentation images, and PDFs of the song lyrics). Sheet music, student CDs, and songbooks are also available.

Additionally, included in the Super Starter Kit is a Memory Verse Songs Leader Set. This features each of the main memory verses set to fun, upbeat music by JumpStart3 (contemporary) or Majesty Music (traditional). Singing Scripture is an easy and exciting way to encourage your kids to memorize their Bible verses!

Mission Moment

During the opening assembly, the VBS mission project is highlighted. Collecting money for Mission: Hope Excursion in partnership with Children's Hunger Fund allows the children to contribute to the physical needs of children around the world, giving them an opportunity to hear the gospel. See the Mission Moment section for more information and the Mission: Hope Excursion DVD-ROM in your starter kit for videos and handouts.

An expanded version of this section (which includes a daily video from the Wild Brothers) is also featured in the science and craft guide. Some churches may want to have a separate mission time and only announce the total collected during

the assembly time. Be sure to check with your director to find out when this will be done.

Creature Feature

During the closing assembly, kids learn more about each day's animal pal. See the Creature Feature section for more information.

Drama

Because each day's drama segment is part of a continuing week-long story, it is one of the most anticipated events of VBS. The dramas are presented in the closing assembly each day. For more information about the dramas, including set design and construction and each day's script, see the Drama section.

Cool Contests

Not only do kids love to sing, but they also love a challenge. That's why *Operation Arctic* has contests each day to keep excitement running high. Contest results are presented daily during the closing assembly. See the Cool Contests section for more information.

Announcements

Announcements can be made toward the end of each opening and closing assembly and should include information about the next day's contest and a reminder to bring mission money.

Handshakes

Check YouTube.com/AnswersVBS for a video demonstration of the daily handshakes kids will learn to help them remember the letter of the day. Remind them of the handshake at the end of the day.

Prayer

At the end of the opening assembly, just before everyone is dismissed, ask for God's protection and blessing on your day. At the end of the closing assembly, thank God for a good day at VBS.

Tip Corner

- Use class signs to identify where each class should sit. Sign posts can be made and reused each year.
- Play VBS music before and after each assembly to enhance the atmosphere.
- In preparation for VBS, have some (or all) of your leaders learn the song motions.
- To add variety, wear a funny hat or bring out an interesting prop as you lead a song.

SNOWY OWLS



Daily Assembly Scripts

For your assembly leader, a detailed program for each assembly, including all scripted segments, is provided beginning on page 16. These include the welcomes, Mission Moments, songs, and Creature Features. These scripts are also available on the Resource DVD-ROM.

Order of Program Forms

So that your assembly leader and production crew are on the same page, blank, reproducible "order of program" forms are provided for the opening and closing assemblies on the Resource DVD-ROM. Before each assembly, insert the songs of your choice and your notes. Then photocopy the completed form and distribute to your production crew.

TOP OF THE WORLD TUNES

Kids love to sing, and kids love song motions. That's why we do both at *Operation Arctic*. *Top of the World Tunes* features fun songs that reinforce the spiritual theme. We have provided a variety of songs to go along with each day's teaching; however, feel free to choose the songs that work best for your children. You can use all of the songs throughout the week or just choose a few to repeat every day so the kids can learn them. You may also want to begin teaching the songs to your children a few weeks before VBS begins. Use your Sunday school, children's church, or Wednesday evening programs

to familiarize them with the VBS music. Hand out CDs of the music or encourage parents to download the audio files from answersbookstore.com and play them for the children in the car and at home.

Note: Original purchasers of these music products (CDs, DVDs, and songbooks) are given limited permission to copy up to 25% of the total number of copies needed of the *Top of the World Tunes* Leader Music CD and student CD and *Top of the World Tunes* Hand Motions DVD.

MUSIC LEADER SET

Included in each Super Starter Kit is a Music Leader Set, either contemporary (11-5-059) or traditional (11-5-060; music produced by Majesty Music). These sets are also available for purchase separately. The Music Leader Set features a Leader Music CD, Music Resource DVD-ROM, and Leader DVD.

Leader Music CD

This music CD features stereo, split-track, and instrumental-only versions of the *Top of the World Tunes*.

Contemporary Songs

- Theme Song: "Operation Arctic" (2:40)
- Day 1 Song: "Look in the Book" (2:35)
- Day 2 Song: "The Word" (3:06)
- Day 3 Song: "Solid Ground" (2:45)
- Day 4 Song: "Love Letter" (2:46)
- Day 5 Song: "Learn It, Love It, Live It" (2:39)
- Any Day Song: "Standing on the Promises" (3:15)
- Any Day Song: "The Bible Is a Gold Mine" (2:13)

Traditional Songs

- Theme Song: "Operation Arctic" (2:15)
- Day 1 Song: "The Bible Is My GPS" (2:52)
- Day 2 Song: "Standing on the Promises" (1:51)
- Day 3 Song: "The Wise Man Built His House" (2:19)
- Day 3 Song: "The Bible Stands" (3:04)
- Day 4 Song: "Heir of Heaven" (3:04)
- Day 5 Song: "Choose Right" (1:59)
- Day 5 Song: "Stay the Course" (2:39)



Music Resource DVD-ROM


This DVD-ROM features song lyric videos, hand motions videos, presentation images of the songs, and a document of the lyrics. In addition, presentation images of the Bible verses, blank backgrounds, daily phrases, and trivia are included. There are also folders full of clip art images and logos.

Leader DVD

This DVD features song lyric videos and hand motion videos. The contemporary DVD features bonus instructional videos of the motions for each song. Leaders can use these videos to learn the motions themselves before leading the kids at VBS.



ADDITIONAL MUSIC AIDS



Sheet Music

The Super Starter Kit includes a sheet music book for your chosen music track. This book includes the lyrics for each song and the accompaniment. This book can also be purchased separately. (Contemporary—11-5-065; Traditional—11-5-066)

Student CDs

Audio CDs of the full-track songs are sold in packs of ten. These can be distributed with the songbooks to the children and parents before or during VBS to help with learning the songs. They make great rewards and souvenirs of VBS, as well. (Contemporary—11-5-061; Traditional—11-5-062)

Songbook

A sample songbook is also included in the Super Starter Kit. These are for sale in packs of ten and can be distributed to the children or parents before or during VBS to help with learning the lyrics to the songs. (Contemporary—11-5-067; Traditional—11-5-068)



Student Hand Motion DVDs

The hand motions DVD is available for purchase individually. These DVDs can be distributed to children who would like to take them home to watch long after VBS is over. (Contemporary—11-5-055; Traditional—11-5-142)

Digital Downloads

Lead sheets, chord charts, and audio files of each contemporary music song are available to purchase and download from answersbookstore.com. Hand motions videos and song lyric videos are also available to purchase and download.

MEMORY VERSE SONGS

Encourage your kids to learn their memory verses the easy way—by singing them! We offer fun songs for each of the memory verses from *Operation Arctic*.



The contemporary Memory Verse Music Leader Set (Music CD, Leader DVD, Resource DVD-ROM), featuring songs produced by JumpStart3, is available in the contemporary Super Starter Kit and is also available for purchase separately (11-5-069). You can purchase student CDs (11-5-070) in packs of 10, as well.

The traditional Memory Verse Music Leader Set (Music CD, Resource DVD-ROM), featuring songs produced by Majesty

Music, is available in the traditional Super Starter Kit and is also available for purchase separately (11-5-063). You can purchase student CDs (11-5-064) in packs of 10, as well.

Day 1 Song: "2 Timothy 3:16"

Day 2 Song: "Psalm 119:105"

Day 3 Song: "Matthew 7:24"

Day 4 Song: "Romans 5:8"

Day 5 Song: "Psalm 119:162"

Theme Verse Song: "Psalm 119:18"

Extra Song: "Books of the Bible" (C)

"The New Testament Song" (T)

"The Old Testament Song" (T)

DAILY ASSEMBLY SCRIPTS

DAY 1: SNOWFALL STATION OPENING ASSEMBLY

Welcome (2 minutes)

Each day, you will need two people for the Welcome. You can use teens, team guides, or your assembly leaders for this fun beginning to the day that introduces the daily teaching theme. The welcomes take between one and three minutes, depending on the day.

PROPS: Wheelbarrow, crate, or big basket; lots of books; parka or other winter clothes; Bible

PERSON 1: Comes in with a wheelbarrow, crate, or big basket full of books.

PERSON 2: Wearing a parka and other winter clothes. **Hey, there! What are you doing with that wheelbarrow of books?**

PERSON 1: Well, since it's summer and I've got some free time, I thought I'd do some reading. But I think the question is, what are *you* doing? Didn't anyone tell you it's summer? I think you're rather overdressed for the weather.

PERSON 2: Yeah, but this summer, there's something special we're doing here around the church (or whatever the name of your ministry is). So guess what? You won't have time to read those books just now.

PERSON 1: Oh, okay. Well, what's so special?

PERSON 2: Points at the set, the kids, the winter clothing.

PERSON 1: Looks out as if startled. **Oh, wow! I guess it's time for *Operation Arctic* to begin! It's gonna be the coolest week ever! Let me put these books back, and we can start!** Starts to wheel the books off.

PERSON 2: Hey, wait a minute! Please bring those books back for a second.

PERSON 1: Returns with books.

PERSON 2: You know, seeing those books reminds me of something. If we took all those books and stacked them up, and then we brought another load and added it to the stack, and another load, and another load, and another load, and another load, and on and on and on until we filled up this whole room, and then this whole building, and then this whole town, and then this whole state, and then this whole country, and even this whole world with books, do you know what?

PERSON 1: What?

PERSON 2: All the books in the whole world would be in one stack. But one book, and only one book, would be in

another, special stack all by itself because it's not like any other book in the world. Do you know what book I'm talking about?

PERSON 1: Kids, do you know? Hold up a Bible.

PERSON 2: Yep, the Bible! It's the coolest book on the planet, like no other book! So let's get *Operation Arctic* underway so we can learn about this coolest place, the Arctic, and this coolest Book of books, the Bible! Everybody stand up for our theme song, *Operation Arctic*!

Song (3 minutes)

"Operation Arctic"

Song (3 minutes)

C: "Learn It, Love It, Live It" / T: "Choose Right"

Mission Moment (4 minutes)

Slides and videos for this section are on the Mission: Hope Excursion DVD-ROM.

SHOW: "Mission: Hope Excursion" slide

Today at *Operation Arctic*, we're learning that the Bible is the Book of books! It's unique and full of treasures that can't be found anywhere else. The Bible, the Word of God, tells us that one way to show we love God is to serve those who are hungry and in need. Read Matthew 25:34-46 (or shorten for your time).

All over the world, and even in our own neighborhoods, there are kids just like us whose families don't have enough to eat every day. Jesus tells us that the poor will always be among us and that we should always be generous to give whatever we can to help them—it doesn't matter how much we can do, only that we love our neighbor just as Jesus has loved us. Read 1 John 3:16-18.

We're learning all about how exciting the Bible is and that it really is one-of-a-kind. But, to get the real treasure out of the Bible, we don't just read what it says—we actually do what it says!

Jesus loved us by giving up His life for us so that we could be forgiven and have eternal life with Him in Heaven. He gave His life without asking for anything back from us. The Bible tells us to give to others because we have received, and that when we give to the poor, it is an act of love to Jesus. Read Proverbs 14:31.

Every day this week, we're going to take a few minutes to learn more about how we can do what the Bible says and help those in need. But, we're not going to just listen—we're going to act on what the Bible says! So, we're setting off on Hope Excursions to give meals to kids who don't have enough to eat.

We're teaming up with Children's Hunger Fund to deliver food and hope to children all over the world! Each day, we'll learn about a special girl or boy in a different part of the world and the unique problems they face. Then, after learning about them, we're going to do something to help them!

SHOW: "Hope Excursion Report—Bedelia" slide

Today, we're meeting a very special little girl in South America, and we'll see how someone's obedience to the Bible has helped her family get the food they need.

SHOW: Video 1—Bedelia

Child's Name: Bedelia

Country: Peru

Problem: Extreme Poverty, Hunger

Peru is a beautiful country where people from all over the world go on vacation to relax and enjoy the beaches and mountains. But many of those who actually live in Peru are poor and hungry like Bedelia.

It would be hard to go to bed hungry like Bedelia. But, like Ryker said, there's something we can do to help. Are you ready to set off on your Hope Excursion and deliver hope to kids like Bedelia? Okay, explorers, here's our plan. Thanks to Children's Hunger Fund, churches deliver Food Paks to hungry kids and share the gospel with them—and we can help by raising meals to go in the Food Paks for only 25 cents for each meal!

We're each going to take one of these Coin Paks home (show collection boxes), and you're going to show the coin

boxes to your family and friends and tell them about kids like Bedelia! Ask them to help you on your Hope Excursion by donating coins for meals—remember, every 25 cents provides one meal for a hungry child!

Starting tomorrow, bring back any coins you've collected. Then, each day we'll count how many meals you've raised so far! Together, we can deliver hope to kids in need all over the world. Not only are we raising meals for them to eat, but we're also helping them hear about the good news of Jesus in the Bible!

Send each child home with a "Bedelia" profile sheet and a pop-up coin collection bank. Sturdy, pop-up collection banks are available for purchase from Children's Hunger Fund. See Mission Moment page for ordering instructions. Printable sheets and banks are included on the Assembly DVD-ROM.

Announcements (time varies)

Besides announcing anything pertinent to your situation, also announce that you'll be having daily contests and explain how they work. See the Cool Contests section in this guide for more details. Announce the Cool Contest for today: Frosted Food Fun. Children guess how many frosted oat rings are in the jar. Let them know where the jar is and that the winner will be announced in the closing assembly, at which time he or she will get to take the jar home. Share that those participating in this contest by putting in a guess get credit on their team roster.

Prayer

Dismissal

Song (play as children leave)

C: "Look in the Book" / T: "The Bible Is My GPS" / Memory Verse Song: "2 Timothy 3:16"

DAY 1: SNOWFALL STATION CLOSING ASSEMBLY

Song (3 minutes)

C: "Look in the Book" / T: "The Bible Is My GPS"

Song (3 minutes)

"Operation Arctic" / Memory Verse Song: "Psalm 119:18"

Creature Feature (5 minutes)

Polar Bear

PRESENTATION SLIDES: See Resource DVD-ROM

PROPS: Styrofoam ice chest (or a cooler), question cards (Resource DVD-ROM)

SHOW: Creature Feature title slide

It's time for today's Creature Feature! Everybody ready? Then let's start with an amazing Arctic creature—the polar bear. God thought of everything when He created polar bears. Let's check it out as we take a COOL QUIZ!

Pull the questions out of an ice chest. Do as many as time allows and in whatever order you want. There are a lot here, so just use what you have time for. First, read the question off the card, then give them a few

seconds to tell their neighbor what they think the answer is, then share the bolded information.

? What color is a polar bear's fur?

Did you say white? If you did, you're . . . wrong! It's not white! Each hair is really like a clear hollow tube. It just looks white because it reflects the light and gets the sun's heat.

Also, their fur is oily and water repellent. The water doesn't stay on them. Picture a wet dog. You know how it shakes itself to get the water off? Polar bears do that, too! Think how important that would be when you're in the Arctic. If they didn't, they'd get icy buildup and freeze to death!

? What color is a polar bear's skin?

Did you say white? If you did, you're . . . wrong! Under the fur, they aren't white. They're black! That's another way God designed them to get the sun's heat to stay warm.

And they have four inches of fat under their skin! That helps the heat stay in their bodies, too.

The combination of thick fur, reflecting light, and lots of fat makes the polar bear stay warm and toasty!

? The bottoms of their paws are rough and have fur between the pads. Why do you think that would be helpful?

Did you say so they won't slip on the ice? If you did, you're . . . right! They also have hooked claws that dig into the ice. Another design feature that helps them not slip. God thought of everything!

And if they're on thin ice, they spread their legs apart and get down low to distribute their weight.

Those paws are actually quite huge and out of proportion with their bodies. They're webbed, which makes them perfect for walking on top of snow without breaking through (think snowshoes) and perfect for making good time swimming in the ocean. The size of a back paw is 13 inches long and 9 inches wide plus claws that are more than 2 inches long. Show something that size.

Their front legs act like paddles and their back legs are like their steering wheel.

And they have serious swimming skills. They can swim for days without stopping and they're FAST! Olympic swimmers wouldn't be able to keep up! Polar bears—6 mph, Olympic swimmers—4½ mph.

? Guess what a polar bear's favorite food is?

Did you say seals? If you did, you're . . . right! God gave them a special liver that helps them process all the seal fat they eat, which is very helpful to them.

? What do you think a polar bear does to cool off?

It's amazing to think they need to cool off up there in the frigid cold, but sometimes they do! God designed them with so many amazing ways to stay warm, they actually do get overheated! So one thing they do is move slowly so they won't use too much energy. And they go swimming to cool off, just like you! Plus, they roll around in the snow.

? When a polar bear stands on his hind legs, he's about the same height as: A) a yardstick; B) a door; C) a basketball hoop.

The answer is a basketball hoop. He's about 10 feet tall and is the largest of bears.

? A male polar bear is about the same weight as: A) a grand piano; B) a lawn mower; C) a refrigerator.

It's a grand piano, weighing in at a whopping 1,000 pounds!

? If a kid ate just bananas for a day, he would need to eat 15 to get enough calories. A polar bear would need to eat: A) 55; B) 105; C) 155.

A polar bear would need to eat 105 bananas to get enough calories for the day!

? Usually polar bears stay pretty much alone, but what interesting thing do they do when they come together and feed once in awhile? A) slap paws; B) bump heads; C) sniff noses.

They sniff noses. Have the kids sniff each other's noses.

? Where do polar bears live in the wild?

Did you say in the Arctic? If you did, you're . . . right! In the wild, they don't live anywhere else, not even Antarctica. They are unique to the Arctic.

Just as the polar bear is unique to the Arctic, the Bible is unique to all books. It's the Book of books! And now let's get ready to hear from our *Operation Arctic* drama team!

Drama (10–12 minutes)

Announcements (time varies)

Cool Contest (2 minutes)

Announce today's contest winner. Explain tomorrow's contest: Chilly Cheers. Have the kids make up songs, posters, cheers, or chants to show their team spirit. They can share these during the opening or closing assembly tomorrow.

Prayer

BIBLE Handshake/Dismissal

Each day as you dismiss, have the explorers do the BIBLE Handshake with a friend on their way out. Check in the teacher guides (end of each day's lesson)