

Alphabet Apologetics Workbook



Answers
PRESS

Writers

Taylor Browning
Laura Fabrizio

Editors

Gretchen Doolittle
Sarah Zornes

Art Direction

Jon Seest

Cover Design

Hayley Browning

Designers

Hayley Browning
Hannah Mathews
Abby Smith
Christopher Thomas

Illustrators

Paul Agner
Teagan Barrone
Hayley Browning
Alexa Carter
Austin DeGroot
Justine Foster
Kesmine Hickman
Ben Iocco
Todd Marsh
Jennifer Ober
Daniel Posadas
Jon Seest
Abby Smith

Copyright © 2025 Answers in Genesis
ISBN: 978-1-9844-1466-3
MID: 3001165

No part of this book may be reproduced in any form or by any means without written permission from the publisher other than: (1) the specific pages within the book that are designed for single family/classroom use, and (2) as brief quotations quoted in a review.

Scripture quotations are from the ESV® Bible (The Holy Bible, English Standard Version®), © 2001 by Crossway, a publishing ministry of Good News Publishers. ESV Text Edition: 2025. The ESV text may not be quoted in any publication made available to the public by a Creative Commons license. The ESV may not be translated in whole or in part into any other language. Used by permission. All rights reserved.

Hi, I'm **Ava**! I'm in **1st grade**.

My siblings and I are here to help you learn the alphabet.

I like to paint and draw. I'll show you amazing truths about the Bible and the alphabet using my art supplies.

Ava



Ben



I'm **Ben**! I'm in **kindergarten**.

I like to explore the world. I'll show you the amazing facts that I find out about God's creation.



Cece

I'm **Cece**! I'm in **preschool**.

I like to play pretend. I'll ask all kinds of questions about what I'm learning.



How to Use This Book

This workbook is designed to help your child practice letter recognition and early reader skills within biblical and apologetic contexts. Written for **three grade levels**, the Alphabet Apologetics Workbook can be completed by one student or multiple students. Tear out the pages as individual worksheets for multiple grade levels or have one student progress through the entire book.



1

Preschool



2


Kindergarten



3

1st Grade

Place a **sticker** (from the back of the book) of the letter's **biblical vocabulary word**.

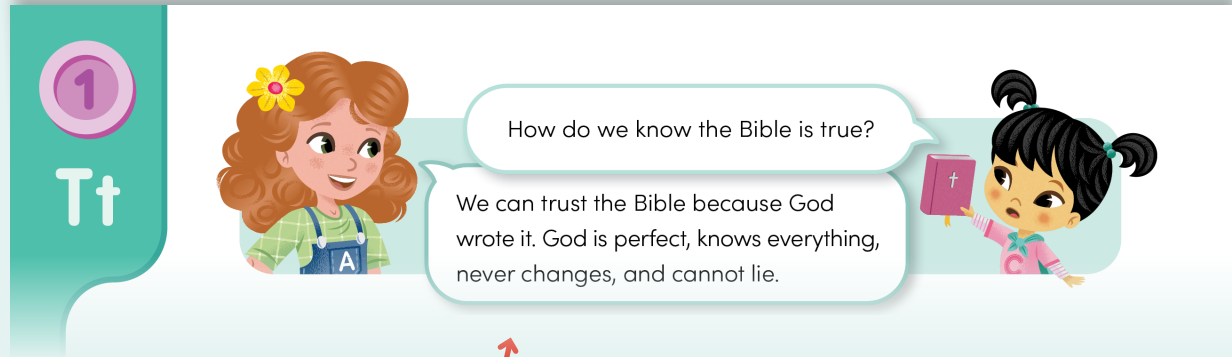


Write the letter inside a **key verse**.



Trace the letter inside an **apologetic point**.

Read aloud the activity instructions while encouraging your child to work as independently as possible. Reinforce the **biblical** and **apologetic** point for each letter. Each page builds on the content learned in previous pages.



Learn facts about the Bible with fun **character conversations**.

Place an achievement **star sticker** (from the back of the book) when a challenge is completed.

There are **12 challenges** to help students practice:

- Consonants
- Vowels
- Confusing letters
- Word families



Fill out the certificate in the back when your student(s) have completed the book.




This is Bob the Frog. I found him in a pond in my backyard. He likes to play hide-and-seek.



Help Ben spot
Bob the Frog hidden
with each letter and
challenge!



Aa

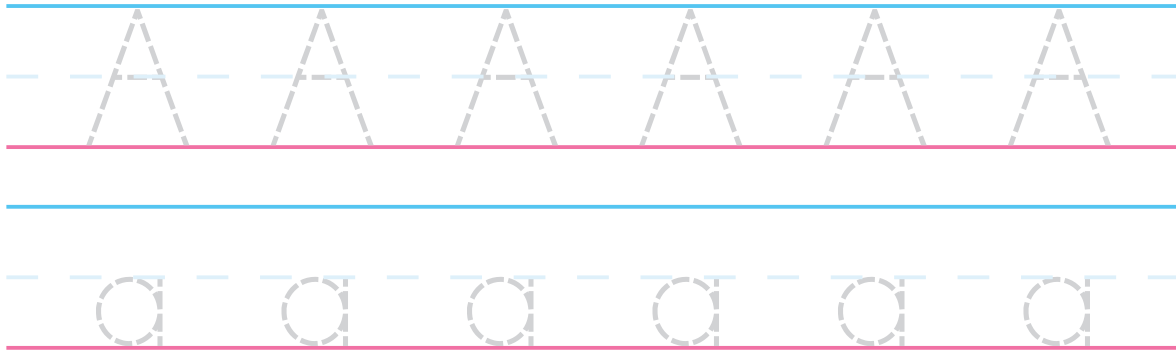


1

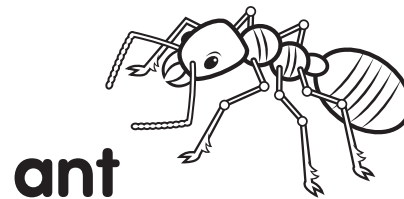

Aa



Trace uppercase **A** and lowercase **a**.



Color the pictures that begin with the letter **a**.



Adam was the first man God created. Humans are different from animals. We are made in God's image.



Aa

Bb

Cc

Dd

Ee

Ff

Gg

Hh

Ii

Jj

Kk

Ll

Mm

Nn

Oo

Pp

Qq

Rr

Ss

Tt

Uu

Vv

Ww



Xx

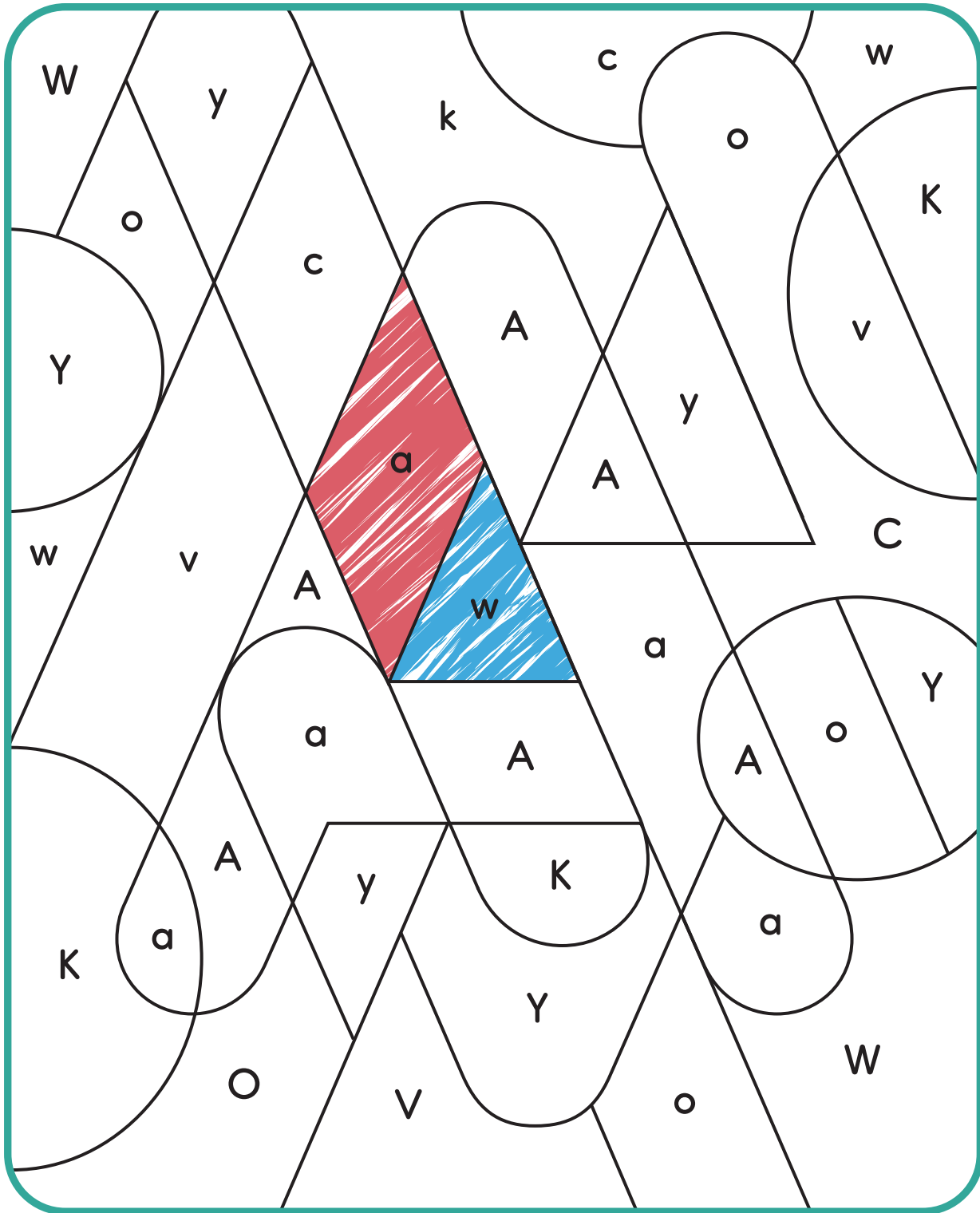
Yy

Zz

1

Aa

Color the shapes with uppercase **A** and lowercase **a**  .
Color the shapes with other letters  .




Aa

God created Adam
and Eve on day six of creation.

The word *lake* has the **long a** sound.
Circle the pictures that have the **long a** sound.



Cat has the **short a** sound.
Circle the pictures that have the **short a** sound.



Aa

Bb

Cc

Dd

Ee

Ff

Gg

Hh

Ii

Jj

Kk

Ll

Mm

Nn

Oo

Pp

Qq

Rr

Ss

Tt

Uu

Vv

Ww

Xx

Yy

Zz



Where did everything come from?

God made the universe and everything in it in six 24-hour days. He made Adam and Eve on day six.



Trace the letter **a** in the blanks to complete the words.
Draw a line to the picture that matches the word.

day


land

man

name

plant

star



My Name Is:

Adam



So God created man in his own image,
am n

in the _____ of God he created him;
a g e m i

Unscramble
the words to
complete the
verse.

_____ and _____ he created them.
a m l e a f e m l e

Genesis 1:27

Word Bank



man



male



female



image

Say the names of the pictures.


Circle whether the letter **a** makes the first or middle sound.




first middle



first middle



first middle



first middle



first middle




first middle



Animals are amazing, but they are not as special as humans. God made humans in his image, different from the animals.

Draw a  around the animals that begin with the letter **a**.

Draw a  around who was made in the image of God.

