



JOURNEY THROUGH *the*  
**ARK ENCOUNTER**





# Table of Contents

Introduction	4		
Ark Exterior and Grounds	6		
<b>DECK 1</b>	<b>12</b>	<b>DECK 2</b>	<b>26</b>
Queue and Ramp	12	Pre-Flood World	26
Small Animal Cages	13	Kids' Spooky Animal Encounters	32
First Floor Show	14	Large Animal Cages	34
Introduction to Animal Kinds	16	Animal Care Working Scenes	38
Storage	20	Animal Kinds Exhibit	40
Bat Kinds	22	Animal Care	42
Architecture in the Ark	23	Noah's Study	44
Noah's Ark Model	24	Library	45
		Workshop	46
		Blacksmith	47
		Who Was Noah?	49
		Fairy Tale Ark	50
		The Door	52
		Live Animal Area	53
<b>SPECIAL ACKNOWLEDGMENT:</b>			
<i>We would like to offer special thanks to Tim Chaffey, Mike Belknap, and Stephanie McDorman of Answers in Genesis, for providing us with the text for this book.</i>			
		<b>DECK 3</b>	<b>54</b>
		Shem's Room	54
		Japheth's Room	55
		Garden Area	56
		Kitchen	58
		Dining	59
		Ham's Room	60
		Noah's Room	61
		Aviary	62
		Deck Three Theater	64
		Architecture in the Ark	65
		Flood Geology	66
		Ice Age	68
		Babel	70
		Ancient Man	72
		Flood Legends	74
		Rainbow Covenant	75
		The Voyage of a Book	76
		Why the Bible is True	80
		Gift Shop	84
		Emzara's Kitchen	85
		Zip Lines	86
		Ararat Ridge Zoo	88
		Petting Zoo & Animal Rides	90
		Outside the Ark Encounter	91

First printing: June 2017

Copyright © 2017 by Answers in Genesis–USA. All rights reserved. No part of this book may be used or reproduced in any manner whatsoever without written permission of the publisher, except in the case of brief quotations in articles and reviews. For information write:  
Master Books®, P.O. Box 726, Green Forest, AR 72638  
Master Books® is a division of the New Leaf Publishing Group, Inc.

ISBN: 978-1-68344-012-3  
ISBN: 978-1-61458-603-6 (digital)  
Library of Congress Number: 2017906609  
Cover & Interior by Left Coast Design

Unless otherwise noted, Scripture quotations are from the New King James Version of the Bible. Please consider requesting that a copy of this volume be purchased by your local library system.

Printed in the United States of America

Please visit our website for other great titles:  
[www.masterbooks.com](http://www.masterbooks.com)

For information regarding author interviews, please contact the publicity department at (870) 438-5288.



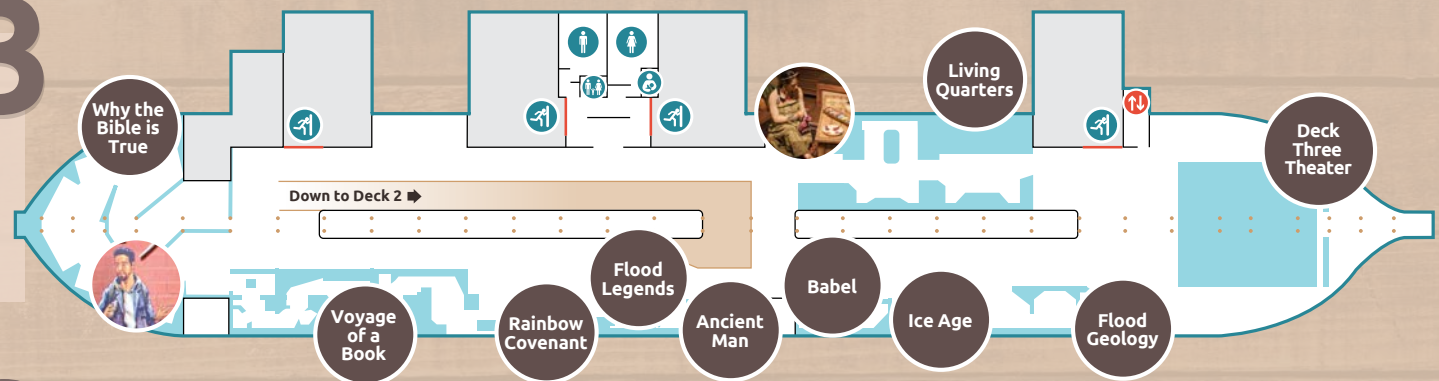
**PHOTO CREDITS:**  
*Paul DeCesare & Maria Murphy*

# DECK FLOOR PLANS

## Deck 3

### After the Flood

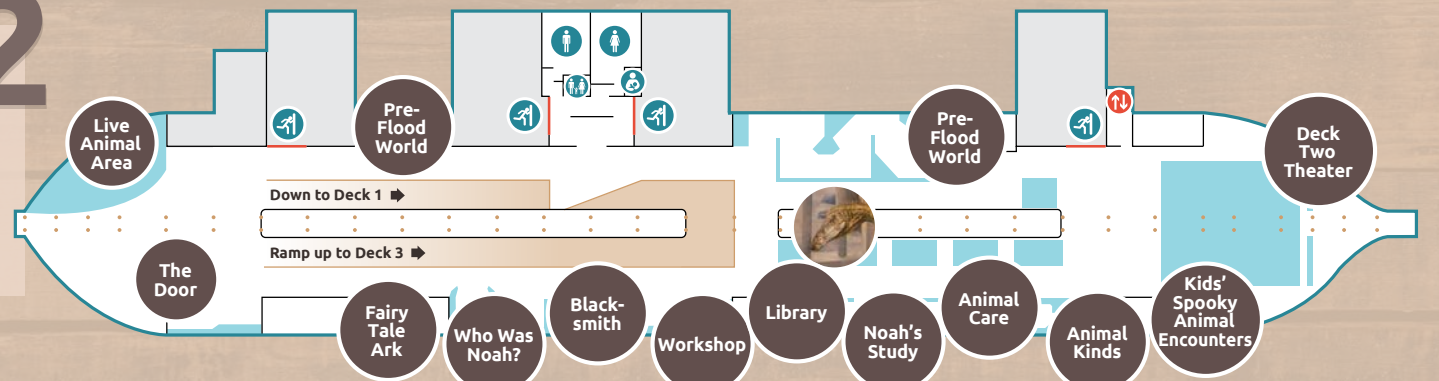
Roam through the magnificent Living Quarters and then go on to discover the impact the Flood had on our world. Conclude your visit on Deck 3 by learning about the trustworthiness of the Bible and its history.



## Deck 2

### Technology on the Ark

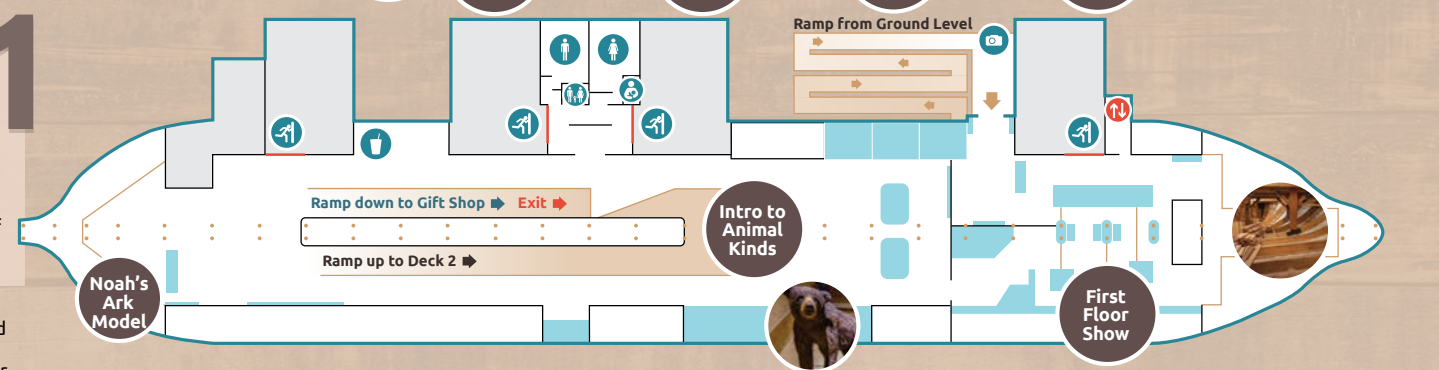
A spectacular tour through the Pre-Flood World leads to an array of exhibits detailing how Noah's family could have maintained the Ark and cared for thousands of animals during the Flood.



## Deck 1

### The Flood Begins

After seeing Noah's family in prayer at the start of the Flood, you will experience a variety of animal exhibits while learning which types of creatures, and how many of each, were brought on board.

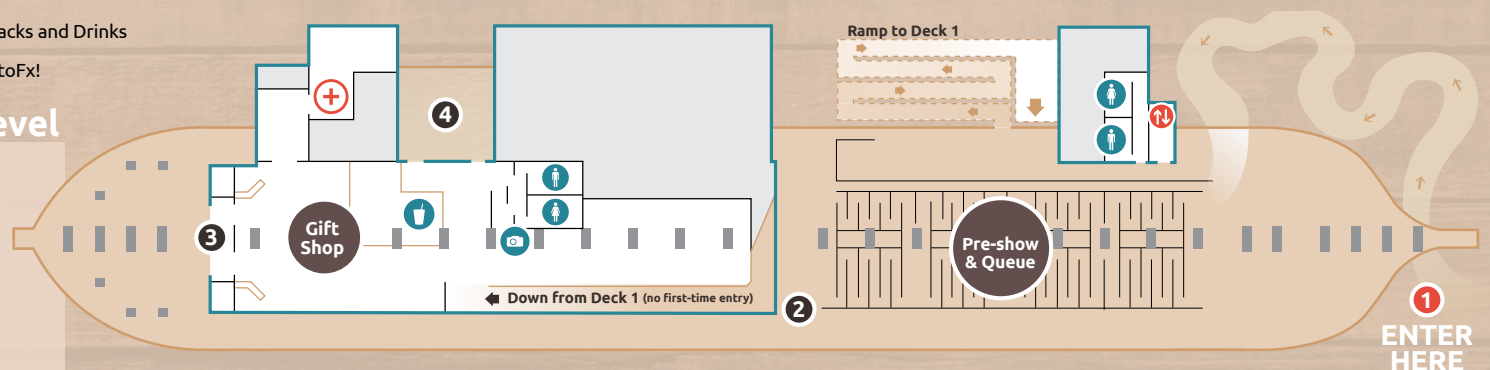


- Restrooms
- Family Restroom
- Nursing Room
- Emergency Exit
- First Aid
- Elevator
- Snacks and Drinks
- FotoFx!

## Ground Level

### Entrance and Gift Shop

- Ark Entrance
- Wheelchair & ECV Entry
- Gift Shop Entrance
- Outside Patio



# Introduction

**W**hen I thought about the Ark Encounter and the design of the Ark and its interior, I tried to put myself in the place of Noah and imagine how he might have thought about the daunting responsibility that God had given him: to build a wooden ship that would house and feed the future of all humanity (he and his family) and the animal world that God would bring to him, a ship that would weather a global storm of monstrous proportions for an unknown period of time on the sea without means of a sail or rudder. What a man of faith and resources Noah must have been. The Bible says he was a man of faith, righteous in his generation, willing to surrender to God's call on his life and do as God commanded in a generation and culture that was totally antagonistic to God. He must have been mocked and ridiculed, yet for decades he faithfully worked to build the Ark with his family.

The walk through the Ark Encounter is the story of Noah and his family. Who was he and how did he accomplish this task? How was he trained for such a project? How did he know what to do? Did God give him a blueprint to follow or did God allow him to figure it out? How did he know how many animals would come, how much food to place on board, and what kind of food was required?

Each floor of the Ark tells a different part of Noah's journey. **Deck One** is filled with animal cages of various sizes, food stores in pots and bags, water storage, and everything needed to build a life over again: wagons, furniture, tools, raw materials, seeds, plants. The ship is full. God shuts the door, lightning flashes, thunder crashes, and the family prays for safety as the journey begins.





**Deck Two** focuses on how Noah could build the Ark and care for the animals during the Flood. How did he acquire the necessary skills to build the Ark? How did he provide clean air, sunlight, water distribution, and waste removal? How could eight people care for all the animals on the ship and themselves for over a year? The exhibits provide realistic and researched solutions.



**Deck Three** answers important questions related to the Flood and its effects on our world. Is there evidence for a global Flood? Was there an Ice Age? Was ancient man highly advanced? Most importantly, it explains the Gospel and the main purpose of the Ark Encounter: to lead people to Christ—our Ark who brings us through this life to eternal safety if we place our trust in Him.

We live in a world that is becoming more negative towards biblical truth each day, and my prayer is that your faith will be renewed as you walk through this one-of-a-kind display of biblical history. The Ark was real, Noah's Flood was real, and God's Word is real. May the God of all truth richly bless you this day.

**Patrick Marsh**

*Vice President of Attractions Design for the  
Creation Museum and the Ark Encounter*










# ARK EXTERIOR *and* GROUNDS




Catching sight of this engineering marvel from the shuttle bus shatters childhood notions of a cute little bathtub ark. Stretching 510 feet in length, 85 feet in width, and 51 feet in height, this Ark was built to biblical proportions, literally.

On July 5, 2016, the board of directors of Answers in Genesis laid these 12 stones as a memorial to God's provision, recalling the Lord's instruction to the Israelites after they crossed the Jordan River. ▼







The bow end of the Ark, as seen from the back, provides visitors with a great view of the bow fin and the exterior made of radiata pine from New Zealand.





**R**eaching just over 100 feet high at the top of the bow fin, the Ark stands about as tall as a ten-story building. The view of this massive structure from the front of Emzara's Kitchen helps guests understand how Noah could have fit all those animals on board.



The ramp shows how Noah's family and the animals may have boarded the Ark. ►

A beautiful view of the bow from behind the Ark. ▼



God instructed Noah to put a door in the side of the Ark. At the Ark Encounter, a representation of this door is found at the top of the ramp.







The location of the Ark Encounter among the hills of Kentucky affords some gorgeous photo opportunities that will only improve in time as more landscaping is completed around the structure.

The strategically placed viewing area in front of the lake allows guests to take in a spectacular view of the Ark and its reflection. This site is one of the most popular locations for family and large group photographs.

Stunning sunrises and sunsets are frequently witnessed at the property.







## Queue and Ramp

Upon arriving at the Ark Encounter, guests enter the queue, which winds its way under the Ark and features a number of props that would have been helpful in building and loading the Ark. A large ramp leads to the first deck.





# DECK ONE



## Small Animal Cages

**M**eander through a maze of hundreds of small animal cages as the sounds of exotic creatures and a raging storm usher in a sense of awe and wonder.

Throughout the Ark, you will see devices that Noah and his family may have used for efficient animal care.

For these small cages, food and water could periodically be loaded into the boxes and clay jars, so the rations could be dispensed into containers in the cages as they were consumed.






## First Floor Show

**I**n contrast to the popular, overly cute Ark and Flood images the Ark Encounter immediately sets the somber, realistic tone of a family about to endure the greatest trial of their lives. See Noah gather his family for prayer when the rain started pounding outside the Ark.








In this first encounter with Noah's family, you may notice the middle brown tone of their skin. Every person from all nations descended from the eight people on the Ark, so it makes sense to depict them with shades of middle brown skin, which would allow for a wide diversity of skin tones among their descendants.



## Introduction to Animal Kinds

The large open area offers the first glimpses of the Ark's magnificent sculpted animals. Large cages line both sides of the hull. Cages on the port side contain familiar varieties, such as bears, sloths, deer, and pigs. The enclosures on the starboard side contain animals that have gone extinct since the Flood, such as pterosaurs and scutosaurs.

The cages feature signs with fun facts regarding their respective animal kinds. This area also contains large illustrated billboard signs to help guests understand which animals were required on the Ark, including the now-extinct animals mentioned above. But the marine creatures were not on board, and there was no need to bring large, full-grown adults of each kind.



Even the strange looking caseids, a family of non-mammalian synapsids, had a home on the Ark.





Every animal fabricated for the Ark Encounter is a carefully crafted reconstruction based on studies of the fossil remains.



Certain features of the Ark's animals may seem unusual, but most are all still recognizable as members of their respective kinds.





Some varieties of azhdarchid pterosaurs, like *Quetzalcoatlus northropi*, stood as tall as a giraffe and were the largest of all known flying creatures.



In addition to the large billboard signs, several smaller signs address common questions about the Ark. Visitors can learn how freshwater fish survived the Flood, whether insects were required on the Ark, if Noah brought 7 or 14 animals of each flying creature and clean animal, how Ark researchers determined the number of Ark animals, and much more.



The pig kind represented by *Platygonus*.





## Storage

The Lord instructed Noah to take food for his family and for all the animals (Genesis 6:21). Much of the vessel would have been filled with foodstuffs, water, and other items.

The short, wide earthenware represent liquid storage containers. Oil from plants, such as olives, could have been stored as a fuel source for the lamps seen throughout the Ark. Most of the water could have been stored in cisterns on the second and third decks, but a backup supply of drinking water could have been held in these broad containers.







Throughout the Ark, stacks of storage bags like these represent the vast amount of seeds, nuts, and dried fruits and vegetables used as food for the people and animals.