


BIBLE
1



FOUNDATIONS

— LAYING THE FOUNDATION OF FAITH —

HOW **BIG** WAS THE ARK?

IS THE
BIBLE
TRUE?

HOW OLD IS THE
EARTH?

WHAT IS THE
GOSPEL?

WHEN DID
DINOSAURS
LIVE?

Topic 1

How to Use Foundations for Grade 1

Components

Foundations for Grade 1 includes all the necessary elements for you to teach your students with excellence while engaging them in the learning process. The following components are available for your use.

Teacher Book

Lessons include teacher background, preparation instructions, a step-by-step instructional routine, and opportunities for assessment, differentiation, and enrichment.

Student Book

Practice Pages are included to reinforce key concepts. These practice pages are aligned to the learner outcomes and often incorporate other curricular areas like phonemic awareness, phonics, math, and handwriting.

Resource Book

High-quality visual aids and printables are included with each unit:

- ◆ Unit Verse Visual
- ◆ illustrations and/or visual aids
- ◆ print-based games and activities

Review & Assessment Book

Additional opportunities for review and assessment are included for each unit:

- ◆ **Topic Reviews** are provided every two topics to help students review and connect concepts between lessons.
- ◆ **Unit Assessments** are summative assessments provided at the end of each unit and are aligned to the unit objectives.
- ◆ **Alternative Assessments** are hands-on activities provided at the end of each unit. They offer additional ways for students with differing learning styles and needs to show their understanding of unit concepts.
- ◆ **Memory Verse Practice Pages** are provided for the unit verse and optional memory verses in every unit.

Classroom Posters

These large classroom posters enhance the lessons and provide visual reminders of important truths:

- ◆ 10 Unit Verse Visual Posters
- ◆ 7 C's of History Expanded Timeline Poster
- ◆ Attributes of God Poster
- ◆ Books of the Bible Poster

God's Word Is Perfect and True



God's Word is perfect and true.

Learner Outcomes

Students will be able to:

- ◆ Identify the Bible as God's Word and breathed out by God
- ◆ Describe God's Word as perfect, pure, and more important than anything

Cornerstones

- ◆ The Bible was breathed out by God. It is God's Word.
- ◆ God's Word is perfect and pure. There is nothing wrong or bad in it.
- ◆ God's Word is better than anything.
- ◆ We should trust and obey God's Word because it is perfect, pure, and true.

Key Passages

Unit Memory Verse: 2 Timothy 3:16

Lessons: Psalm 19:7–8, 10; 2 Timothy 3:16

Vocabulary

God-breathed: all Scripture comes from God by the power of God's Holy Spirit guiding or directing the chosen writers

pure: clean; nothing bad or wrong with it

Suggested Catechisms

What is the Bible? The Bible is the Word of God.

Who wrote the Bible? Chosen men wrote the inspired text by the power of the Holy Spirit.

Is the Bible ever wrong? We know the Bible is never wrong because God knows everything and cannot lie.

Materials/Preparation

Print/Digital Resources

- ◆ Unit 1 Memory Verse Visual
- ◆ *Mrs. C:* Introduction video
- ◆ Illustration 1.1
- ◆ Secret Message Letter Cards (1 copy per pair/group, cut apart)

Student Book

- ◆ Topic 1 Practice Pages

Review &

Assessment Book

- ◆ Unit 1 Memory Verse Practice Pages (optional)

Additional Items

- ◆ 2 jars (one filled with clean water, one filled with dirty water)
- ◆ gold jewelry or coin (optional)
- ◆ jar of honey (optional)
- ◆ piece of paper (1 per student)

Additional Resources

Accessible from the **Teacher Digital Resources** under *Topic 1*

- ◆ “Breathed Out by God (2 Timothy 3:16–17)” song
- ◆ Clean Water, Dirty Water craft
- ◆ “God-Breathed Scripture & *Sola Scriptura*” article
- ◆ Justin & Jessie Story: “Sandcastles & Clean Hearts”
- ◆ “Oh Be Sure to Read the Bible Everyday” song

Scriptural Background

Ever since Satan (in the form of a serpent) cast doubt on God’s instructions in the garden of Eden (Genesis 3:1–4), people have questioned the authority of God’s Word. As descendants of Adam, we have inherited a sinful nature (Romans 5:12, Romans 3:23; 1 John 1:8–10), which corrupts our human reasoning, questions God’s authority, and prevents us from embracing the truth.

The Bible says, “Your word is a lamp to my feet and a light to my path” (Psalm 119:105). This reminds us that we cannot move along the path of life without God’s Word providing the light of truth to guide us. The Bible enables us to see the world as it truly is. Without the understanding that Scripture gives, we are lost in the dark, wondering how to accurately interpret good and evil, God and man, right and wrong. We are left with a distorted view of history, science, and society. The testimony of the Lord, however, is undistorted and sure (Psalm 19:7).

Historical/Apologetics Background

The proper role of apologetics is to confirm what we know of God through his Word. It is not a series of explanations attempting to prove that the Bible is true or that there is a God.

As Christians, we start with the assumption that God exists and that his Word is true. This serves as the starting point for our beliefs. This is called *presuppositional thinking* because we are presupposing that what God says about himself is true.

Jesus set the example for us in this way of thinking through his life, ministry, and teaching. All of Jesus’ messages presupposed that the Scriptures were true. He knew the Scriptures so well that learned men marveled (John 7:15). He quoted Scripture as historical fact, referencing some of the most attacked accounts in the Bible, including creation (Matthew 19:4–5), Noah and the flood (Matthew 24:37–39), Sodom and Gomorrah (Matthew 10:15, 11:23–24), Lot and his wife (Luke 17:28–32), and Jonah and the fish (Matthew 12:39–41). He defended himself against Satan with God’s Word (Matthew 4:4–10).

In Psalm 19, King David powerfully reveals the supremacy of Scripture. The perfection of the Word leads to conversion of the soul, the surety of the Word brings wisdom, the righteousness of the Word rejoices the heart, and the purity of the Word lights the way. The Word of God is clean, true, and righteous, producing the fear of the Lord necessary for repentance. Verse 11 summarizes the intention of the Word—that we may be warned to keep the commandments and achieve the promised reward.

Those who stand in awe of God, who are bound to him without compromise, and who submit their minds to the teaching of Scripture are those who have a solid foundation and are able to connect the Bible to real life. Our response to God and his Word should be to join the Psalmist in praying, “Teach me your way, O LORD, that I may walk in your truth; unite my heart to fear your name” (Psalm 86:11).

In the same way, we must rely on God’s Word as the starting point for all of our judgments and beliefs. Others may insist that we “leave the Bible out of it” when discussing God, creation, absolute truth, morality, science, or the Bible itself. However, we cannot and must not. Christians stand on the Word of God—it is our foundation (Luke 6:47–49). Everything we believe and how we live are based on what it says.

Disregarding the Scriptures would result in disaster because our foundation would be destroyed. Our starting point is and must always be the Bible. We see the importance of this from the very beginning. Even in the garden of Eden, the battle was over the authority of the Word of God. The serpent asked Eve, “Did God really say that?” (Genesis 3:1).

As our culture adopted a secular worldview, the Bible has been disconnected from reality and consequently is becoming less and less relevant—especially to the younger generations. These compromises have torn down the foundations of biblical authority and trust in God’s Word. How do we change this? It is time to get back to the foundational beliefs of the Word of God, beginning in Genesis.

LESSON 1

Prepare

Memory Work/Catechism

See page 505 for ways to incorporate the **UNIT 1 MEMORY VERSE VISUAL**, suggested catechisms, and **UNIT 1 MEMORY VERSE PRACTICE PAGES**.

Introductory Activity

Say: *Today, we are going to meet a friend named Mrs. C. Throughout the year, Mrs. C and her friends will help us learn more about the Bible.*

Play the **MRS. C INTRODUCTION VIDEO**.

Say: *Mrs. C mentioned how important God's Word is. Over the next lessons, we will learn about God and his Word. Mrs. C also told us she loves the 7 C's of History! We'll be talking more about the 7 C's of History in our lessons. Now, let's begin by learning more about God's Word.*

Study

Scripture Is God-Breathed

Have students open their Bibles to 2 Timothy 3. Read 2 Timothy 3:16 (the Unit 1 Memory Verse) aloud. Use the following information to help students understand the verse.

- ♦ Have students hold up their Bibles. Explain that the first words of 2 Timothy 3:16, “all Scripture,” refer to the Bible—every single word of it.
- ♦ Emphasize the phrase “breathed out by God.” This phrase, or **God-breathed**, means that all Scripture comes from God.
- ♦ **Say:** *God breathed out his Word. The Holy Spirit carried or guided the minds of chosen writers so that the words of the Bible were without error (2 Peter 1:20–21). The writers were guided to record on the original scrolls the message that God wanted them to record. Since the Bible is God-breathed, it is a special book. Let's find out why.*

Scripture Is Perfect and Pure

Read Psalm 19:7–8 aloud. Use the following information to help students understand the verses.

- ♦ Tell students that these verses describe God's Word. Re-read the following words: *perfect, sure, right, and pure*. **Ask:** *What do you think these words tell us about the Bible, God's Word?* Discuss student responses.
- ♦ **Say:** *God's Word has no mistakes in it. It is always true and right. The word **pure** helps us know that God's Word, the Bible, is clean—there is nothing bad or wrong with it.*
- ♦ Help students understand what pure means by completing the following demonstration.
 - » Hold up a two jars, one with clean water and one with dirty water. Ask students to identify the differences between the water in the jars.
 - » Point to the jar with the clean water. **Say:** *This water is pure. It doesn't have anything bad or wrong in it; it is clean.*
 - » Point to the jar with the dirty water. **Say:** *There is something wrong with this water. It is dirty; it is not pure. We can't drink it or wash our hands with it.*
 - » **Ask:** *What jar of water shows what God's Word is like? God's Word is perfect and pure like the clean water in the jar.*
- ♦ Emphasize that we can trust and obey God's Word because it is perfect and pure.

Understand

Bible Fact or Fiction Game

- ♦ Divide students into pairs or small groups. Give each pair or group a Bible.
- ♦ Tell students that you will say statements about God and the Bible. If the statement is a **fact**, students should hold up their Bible. If the statement is **fiction** (not true), students should shake their head “no.”
- ♦ Hold up a **SECRET MESSAGE LETTER CARD**. Tell students that anytime their pair or group responds correctly, they will receive a letter card. Explain that the goal of the game is to collect all the cards and arrange them to reveal a message about God's Word.
- ♦ Read the following statements in random order. Discuss the correct answer for each statement after students respond and give a letter card to each pair or team that answered correctly.

- » The Bible is man's word. *False; The Bible is God's Word and comes from God.*
- » The Bible is God's Word. *True*
- » All Scripture was breathed out by Adam and Noah. *False; All Scripture was breathed out by God.*
- » The Holy Spirit guided writers to write down God's Word. *True*
- » The Bible tells the truth. *True*
- » The Bible has errors or things that are wrong in it. *False; The Bible is perfect and true.*
- » The Bible is pure. There is nothing wrong or bad in it. *True*
- » We should trust and obey God's Word. It is perfect and pure. *True*
- » The writers who wrote down God's Word wrote whatever they felt like writing down. *False; The Holy Spirit guided writers to write down God's Word without error.*
- » Only some Scripture was breathed out by God. *False; 2 Timothy 3:16 tells us that all Scripture—every word—was breathed out by God.*
- » Scripture is another name for the Bible. *True*
- ♦ Assist students in arranging the **SECRET MESSAGE LETTER CARDS** to reveal two words (*perfect, pure*) that tell about God's Word. [Note: The small number in the corner of each card tells the order of the letters.]

LESSON 2

Prepare

Memory Work/Catechism

See page 505 for ways to incorporate the **UNIT 1 MEMORY VERSE VISUAL**, suggested catechisms, and **UNIT 1 MEMORY VERSE PRACTICE PAGES**.

Study

Scripture Is Valuable

Have students open their Bibles to Psalm 19. Read Psalm 19:10 aloud. Use the following information to help students understand the verse.

- ♦ **Ask:** What is God's Word worth more than? *gold*
- ♦ Show **ILLUSTRATION 1.1** and point to the gold or hold up gold jewelry or a coin. **Say:** *Gold is very valuable. It is worth a lot of money. This verse tells us that God's Word is worth more than jewelry, gold, or all the money in the world! It is the most important thing.*
- ♦ **Ask:** In Psalm 19:10, what did it say God's Word was sweeter than? *honey*
- ♦ Point to the honey in **ILLUSTRATION 1.1** or hold up a jar of honey. **Say:** *God's Word is better than honey or any other yummy things you can eat. It is good for us and can change us when we read and obey it.*
- ♦ Give each student a piece of paper and have them fold it in half. On one side, have them draw a picture of something that is valuable to them like a favorite toy. On the other side, have them draw a picture of something sweet they like to eat, like candy or fruit. Have students share their drawings with the class.
- ♦ Emphasize that God's Word is more valuable and important than anything else. **Say:** *The Bible is more valuable, important, and sweeter than anything else. It is perfect and pure. God's Word is the most important thing for us to read and obey.*

Understand

Practice Pages

Have students complete the **TOPIC 1 PRACTICE PAGES**. Answers are shown on the next page.



CORNERSTONE QUESTIONS

Have students discuss the following questions related to the topic.

- ◆ What is another name for the Bible? *Scripture, God's Word*
- ◆ Where does God's Word come from? *God's Word was breathed out by God. It was written down by chosen writers, guided by the Holy Spirit, to accurately record God's Word on the original scrolls.*
- ◆ What did we learn about that is perfect and pure? *The Bible, God's Word*
- ◆ How do we know the Bible is perfect and pure? *The Bible is true and has nothing bad or wrong in it.*
- ◆ What does Scripture tell us that God's Word is worth more than? *God's Word is worth more than gold. It is worth more than anything in the world.*
- ◆ What does Scripture tell us that God's Word is sweeter than? *God's Word is sweeter than honey.*
- ◆ Is there anything more important or valuable for us to read and obey than God's Word? *No*

Apply

Re-read 2 Timothy 3:16 aloud. Explain that God's Word can help us. Review the four ways Scripture can be profitable or helpful.

- ◆ It can teach us truths.
- ◆ It can show us ways we sin (reproof).
- ◆ It can show us how to turn away from sin (correction).
- ◆ It can train us in how to do the right thing and obey God (righteousness).

Say: *God's Word changes us. When we read and follow God's Word, the Bible, we can lead a life that is pleasing to God. We can learn how God wants us to live.*

Ask: You friend says that the Bible is just another book. Is this true? What could you say to your friend? *The Bible is not just "another book." It is God's Word that was breathed out by God. It is perfect, pure, and true and is better than anything else we know of. The Bible helps us know how to love and obey God. It is helpful to us and can change us.*

Assess

To assess students' understanding of the topic, consider the following options.

- ◆ Evaluate students' **TOPIC 1 PRACTICE PAGES**.
- ◆ Ask students the Cornerstone Questions.



ENHANCE TOPIC 1

- When discussing the words perfect and **pure**, ask students to think of other examples or non-examples of things they would consider perfect or pure. For example, they might identify examples like getting all the answers correct on a test (perfect) or fresh fallen snow (pure) and non-examples like breaking a rule at home or dirty clothes. Emphasize that God and his Word are perfect and pure and any other earthly example of something that is perfect and pure falls short of him.
- To help students connect the lesson topics to an everyday situation, read aloud the **JUSTIN & JESSIE STORY: SAND CASTLES & CLEAN HEARTS**. Emphasize that the Bible tells us how to have our hearts cleansed and how to love and obey God.



ENRICH TOPIC 1

Clean Water, Dirty Water Craft

Have students complete the **CLEAN WATER, DIRTY WATER CRAFT** (accessible from the Teacher Digital

Resources). Once students have completed the craft, have them point to the jar that is clean. **Ask:** *What did we talk about today that is clean and pure like a jar of clean water?* Emphasize that Bible is clean and pure. Help students read the words on the bottom of their craft: *God's Word is perfect and pure.*

Science Experiment: Water Filtration

One way that people can make water pure is through water filtration. Show students three cups of dirty water (i.e., has dirt and trash in it) and a funnel. Tell students that you will place a different material, like a coffee filter, rocks, or packing peanuts, in the funnel and pour the water into it. Have students predict which material will filter out the most dirt from the water.

Place the first material in the funnel and position it over an empty cup. Slowly pour one of the cups of dirty water into the funnel. Encourage students to observe the water that flows from the funnel into the jar. Repeat this process with the other two materials. Have students identify which material was the best filter and resulted in the cleanest water.

Student Answer Key

Name _____

1

Better Than...

Color the pictures that show things you like. Circle the picture that shows what is better than anything.



presents



family



money



candy



sports



video games



pets



The Bible—God's Word



toys

Foundations | Grade 1

Unit 2 | Topic 1 | 1

1

Name _____

The Bible Is...

Draw a line from the Bible to each word or phrase that tells about it. Put a **X** on each word or phrase that does not tell about the Bible.



perfect



breathed out by God



pure



wrong



God's Word



breathed out by man

2 | Topic 1 | Unit 1

Foundations | Grade 1

Name _____

Better Than...

Color the pictures that show things you like. Circle the picture that shows what is better than anything.



presents



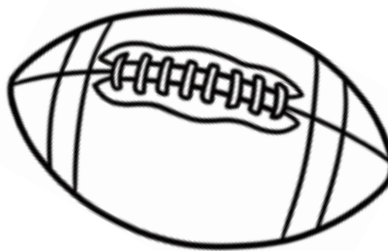
family



money



candy




sports




video games



pets



The Bible—God's Word




toys

Name _____

The Bible Is...


Draw a line from the Bible to each word or phrase that tells about it.
Put a **X** on each word or phrase that does not tell about the Bible.



perfect




**breathed out
by God**



pure



wrong



God's Word



**breathed out
by man**

Better than gold...



...sweeter than honey.

P

1

E

2

R

3

F

4

E

5

C

6

T

7

P

8

U

9

R

10

E

11