

BIBLE
1

HOW **BIG** WAS THE ARK?

IS THE
BIBLE
TRUE?

FOUNDATIONS

— LAYING THE FOUNDATION OF FAITH —

HOW OLD IS THE
EARTH?

WHAT IS THE
GOSPEL?

WHEN DID
DINOSAURS
LIVE?

Topic 6

How to Use Foundations for Grade 1

Components

Foundations for Grade 1 includes all the necessary elements for you to teach your students with excellence while engaging them in the learning process. The following components are available for your use.

Teacher Book

Lessons include teacher background, preparation instructions, a step-by-step instructional routine, and opportunities for assessment, differentiation, and enrichment.

Student Book

Practice Pages are included to reinforce key concepts. These practice pages are aligned to the learner outcomes and often incorporate other curricular areas like phonemic awareness, phonics, math, and handwriting.

Resource Book

High-quality visual aids and printables are included with each unit:

- ◆ Unit Verse Visual
- ◆ illustrations and/or visual aids
- ◆ print-based games and activities

Review & Assessment Book

Additional opportunities for review and assessment are included for each unit:

- ◆ **Topic Reviews** are provided every two topics to help students review and connect concepts between lessons.
- ◆ **Unit Assessments** are summative assessments provided at the end of each unit and are aligned to the unit objectives.
- ◆ **Alternative Assessments** are hands-on activities provided at the end of each unit. They offer additional ways for students with differing learning styles and needs to show their understanding of unit concepts.
- ◆ **Memory Verse Practice Pages** are provided for the unit verse and optional memory verses in every unit.

Classroom Posters

These large classroom posters enhance the lessons and provide visual reminders of important truths:

- ◆ 10 Unit Verse Visual Posters
- ◆ 7 C's of History Expanded Timeline Poster
- ◆ Attributes of God Poster
- ◆ Books of the Bible Poster

TOPIC 6

We Can Know God



There is no one like our God.

Learner Outcomes

Students will be able to:

- ◆ Describe God as infinite, great, and eternal
- ◆ Identify God as Creator

Cornerstones

- ◆ God is infinite, great, and eternal.
- ◆ God is the Creator.

Key Passages

Unit Memory Verse: 2 Timothy 3:16

Lessons: Genesis 1:1; Psalm 147:5, 145:3; Revelation 1:8

Vocabulary

eternal: no beginning and no end; exists forever

infinite: so great that it can't be measured

unsearchable: too great to be fully understood

Suggested Catechisms

How many gods are there? There is one true God.

What did God create? God created the universe and everything in it.

Materials/Preparation

Print/Digital Resources

- ◆ Unit 1 Memory Verse Visual
- ◆ Illustrations 6.1–6.4
- ◆ Attributes of God Poster
- ◆ 7 C's of History Expanded Timeline
- ◆ *Building Blocks: We Can Know God* video

Student Book

- ◆ Topic 6 Practice Pages

Review & Assessment Book

- ◆ Unit 1 Memory Verse Practice Pages (*optional*)
- ◆ Topics 5 & 6 Review

Additional Items

- ◆ yardstick
- ◆ hula hoop
- ◆ tape measure
- ◆ binoculars
- ◆ cardboard paper towel roll (*1 per student*)

Additional Resources

Accessible from the **Teacher Digital Resources** under *Topic 6*

- ◆ Binoculars craft
- ◆ “Breathed Out by God (2 Timothy 3:16–17)” song
- ◆ Creator Hanger craft
- ◆ Justin & Jessie Story: “God and Binoculars”
- ◆ *Kids Answers* “God Is the Creator” article

Scriptural Background

God is incomprehensible—he can never be fully understood. In fact, believers anticipate an eternity of discovering new things about him. David said of him, “Great is the LORD, and greatly to be praised, and his greatness is unsearchable” (Psalm 145:3) and “Yours, O LORD, is the greatness and the power and the glory and the victory and the majesty, for all that is in the heavens and in the earth is yours. Yours is the kingdom, O LORD, and you are exalted as head above all” (1 Chronicles 29:11). The Apostle Paul declared, “Oh, the depth of the riches and wisdom and knowledge of God! How unsearchable are his judgments and how inscrutable his ways” (Romans 11:33)! Man, including kings, rulers, prophets, and apostles, cannot fully measure God’s attributes or

knowledge, nor can we completely understand his ways (Isaiah 55:9).

Genesis 1 describes God the Creator who spoke the entire universe into existence. The order we see in creation—from the stars, solar systems, animals, and plants to the natural laws of gravity, motion, and thermodynamics—gives evidence of an omnipotent Creator. The universe is not a result of random processes over time. It was created by one who was not created but is eternal—a Creator. God—the one true God—is that Creator, who was and is and is to come (Revelation 4:8). Knowing God and knowing that he is perfect in every one of his attributes is imperative to maturing in the Christian faith.

Historical/Apologetics Background

Because there is no way to comprehend the vast depth of our holy God, we are at risk of conjuring up in our minds what we want him to be. This is not acceptable. We can only begin to know who God is by the revelation of his Word. One attribute of God is all-loving (1 John 4:7–21). But this attribute has been skewed by many Christians and non-Christians alike. The tendency of many is to make God a type of butler—one who waits at our beck and call and exists in order to answer our demands for blessing and comfort.

Today, we seldom witness the awe and wonder his very name deserves. This attitude reeks of misunderstanding the holiness of God. His holiness demands that he despise every sin committed. Knowing his frightful hatred for sin should bring us to a reverent and godly fear of the one who is a consuming fire (Hebrews 12:28–29). Only true fear of the Lord will bring knowledge (Proverbs 1:7). It is not until we fear God for who he is that we will humbly begin to understand the depths of his love—which is beyond all love. It is amazing that he would love us so much to send his only Son, who committed no sin yet was made sin for us, to die a horrible death in order to provide forgiveness to all who would believe (John 3:16; Romans 5:8; 2 Corinthians 5:21). God is love,

yes. But his definition of love is far beyond our comprehension.

This Creator, our God, is truly worthy to receive glory and honor and power—for he created all things, and by his will they exist and were created (Revelation 4:11)! The gospel through Jesus Christ was God’s plan from the very beginning. When God created Adam and Eve in the very good world, they saw God clearly. But when they disobeyed God, they were no longer welcome in the garden (Genesis 3:23–24). They were thrown out of the garden because God cannot dwell with evil or wickedness (Psalm 5:4). But even then, God revealed his plan—his love—to redeem a people to himself through the Seed of the woman (Genesis 3:15). Everyone who would repent of their sins and turn to the Savior would be forgiven and given an inheritance with Christ.

How we long for the day we will once again see God, talk with him, and enjoy the fellowship that was originally intended but broken because of sin. “Blessed be the God and Father of our Lord Jesus Christ! According to his great mercy, he has caused us to be born again to a living hope through the resurrection of Jesus Christ from the dead” (1 Peter 1:3).

LESSON 11

Prepare

Memory Work/Catechism

See page 505 for ways to incorporate the **UNIT 1 MEMORY VERSE VISUAL**, suggested catechisms, and **UNIT 1 MEMORY VERSE PRACTICE PAGES**.

Introductory Activity

Divide the class into pairs.

Say: *We are introduced to new people all the time at church, parties, and other places. Practice getting to know each other by taking turns asking these two questions: How would you describe yourself? What is something you like to do?*

Give an example: (e.g., *My name is _____. I am kind. I like to garden.*). Have students get to know their partner.

Say: *Today, we're going to get to learn more about who God is. God's Word helps us to know him.*

Study

God Is Infinite & Great

Use the following information to help students understand that God is great, infinite, and eternal.

God Is Infinite

- ♦ Read Psalm 147:5 aloud. **Say:** *God is infinite. Infinite means something is so great that it can't be measured. It goes on and on and on forever!* Point to *infinite* on the **ATTRIBUTES OF GOD POSTER**.
- ♦ Hold up a tape measure. Explain that with a tape measure, we can see how big something is. Have volunteers come up to be measured and then return to their seats.
- ♦ **Ask:** *How big do you think God is?* Discuss student responses. **Say:** *God is infinitely big! We can't measure him. There isn't a tape measure in the whole world big enough to measure God.*
- ♦ Emphasize that we can't measure all God knows either because he knows everything—his ways are

higher than our ways (Isaiah 55:9). Have students say the word *omniscient* and tell them that this means God is all-knowing. Point to *omniscient* on the **ATTRIBUTES OF GOD POSTER**.

God Is Great

- ♦ Read Psalm 145:3 aloud. **Say:** *God's greatness is unsearchable. Unsearchable means too great to be fully understood. We can't know everything about God because there is so much to know about him. We could search and search, but we would never learn everything about God!*
- ♦ Show students a pair of binoculars. Explain that binoculars help us search for things. They make things look really big and closer up than they really are so that we can see things that are far away. Allow students to look through the binoculars.
- ♦ **Say:** *But God is bigger than anything we can see through the binoculars. No matter how far we see or how much we know, we will never know everything there is to know about our great God. Because he is great, we should praise him.*
- ♦ Have students brainstorm ways they can praise God like singing about him, praying to him, loving and obeying him, and reading his Word.

Understand

Searching for Truth

- ♦ Hang up **ILLUSTRATION 6.1** (Truth) and **ILLUSTRATION 6.2** (Lie) in opposite parts of your instructional area.
- ♦ Give each student a cardboard tube to act as a “spyglass.”
- ♦ Tell students that they are going to be “searching for truth” with their “spyglass” as you read a paragraph about God. When you ask them if something is true, they should look through their “spyglass” at the **Truth** sign if it's **true** and at the **Lie** sign if it's a **lie**.
- ♦ Read the paragraph on the next page, pausing at the designated times to ask students the question and review the correct answer after they respond.

- » The Bible tells us about God. One of the things it tells us is that God is great. [**Ask:** *Is this true? Yes, Truth sign.*]
 - » He is infinite, which means he so great that we can measure him with a tape measure. [**Ask:** *Is this true? No, Lie sign. His greatness cannot be measured.*]
 - » God is unsearchable. We will never completely understand how great God is. [**Ask:** *Is this true? Yes, Truth sign.*]
 - » Even though God is omniscient, there are still things even he doesn't know. [**Ask:** *Is this true? No, Lie sign. God knows everything.*]
- ♦ Reinforce that God is great, unsearchable, and omniscient—there is no one like our God!

LESSON 12

Prepare

Memory Work/Catechism

See page 505 for ways to incorporate the **UNIT 1 MEMORY VERSE VISUAL**, suggested catechisms, and **UNIT 1 MEMORY VERSE PRACTICE PAGES**.

Study

God Is Eternal Creator

Have students open their Bibles to Genesis 1. Read Genesis 1:1 aloud. Use the following information to help students understand our eternal Creator.

God Is Creator

- ♦ **Say:** *Genesis 1:1 is the very first verse in the first book of the whole Bible. These are God's first words to us. He told us that he was there in the beginning before anything or anyone else. He was here before time began.*
- ♦ Emphasize the phrases “In the beginning” and “God created.” Point out that God was there before “the beginning,” so God is the one who created time. Since only God existed, when “God created” he created something out of nothing (Hebrew *bara*).
- ♦ Show **ILLUSTRATION 6.3**. **Say:** *Genesis 1:1 is the start of creation. Over six, 24-hour days, God created the world and everything in it.* Point out the created things in the illustration: heavens with stars and planets, earth with its oceans, plants, animals, the first people—Adam and Eve.



7 C'S CHRONOLOGY

- ♦ Point to the Creation “C” on the **7 C'S OF HISTORY EXPANDED TIMELINE**. **Say:** *Creation is the first “C” in the 7 C's of History. In the beginning, God created the heavens and the earth.*
- ♦ Have students touch the Creation “C” on the timeline and say: *God is Creator.*

God Is Eternal

- ◆ Show students a yardstick and hula hoop. Have students point to the beginning and the end of the yardstick. Point out the two obvious points—each end of the yardstick. Then have students try to point out the beginning and end of the hula hoop.
- ◆ **Say:** *There is no beginning. A circle has no beginning and no end. Just like this circle, God is **eternal**—he has no beginning and no end. He has always been here, and he will never have an end. We believe this because God’s Word tells us!*
- ◆ Read Revelation 1:8 aloud and show **ILLUSTRATION 6.4**. Explain that Alpha and Omega are the first and last letters of the Greek alphabet, just as A and Z are the first and last letters of the English alphabet. God is the Alpha and the Omega—the beginning and the end. God is eternal! He always has been here, and he always will be here.

Understand

Complete one or both of the following activities.

Practice Page

Have students complete the **TOPIC 6 PRACTICE PAGES**. Answers are shown on the next page.

Building Blocks Video

To help review the topic, have students watch **BUILDING BLOCKS: WE CAN KNOW GOD**, which is accessible from the Teacher Digital Resources under Topic 6.



CORNERSTONE QUESTIONS

Ask: *What are some words we can use to describe God? Have students complete the following sentences.*

- ◆ God is ___ (*eternal*); he has existed forever and always will exist.
- ◆ God is ___ (*Creator*) of the universe.
- ◆ God is ___ (*infinite*); he is so great he can’t be measured.
- ◆ God is ___ (*great*); his greatness is unsearchable.
- ◆ God is ___ (*eternal*); he has existed forever and will always exist.

Apply

Ask: You might watch a nature show that says a “big bang” created the universe. Is this true? What have you learned about God that could help you know the truth? *God is the Creator. In Genesis 1:1 it says “In the beginning, God created.” God’s Word is perfect, true, and complete, and God cannot lie. We know we can trust the Bible because it’s God Word, and he knows everything, existed before everything, and is Creator.*

Assess

To assess students’ understanding of the topic, consider the following options.

- ◆ Evaluate students’ **TOPIC 6 PRACTICE PAGES**.
- ◆ Ask students the Cornerstone Questions.

Topics 5 & 6 Review

To review and/or assess students’ understanding of Topics 5 and 6, have them complete the **TOPICS 5 & 6 REVIEW** (from the Review & Assessment Book) following this lesson. It is suggested that you read the text aloud to students. Answers are shown in the Answer Key Book.



ENHANCE TOPIC 6

- ◆ Help students understand that God is **infinite** and **eternal** with this activity. With a marker, draw an infinity symbol on a piece of paper. Explain that it is a mathematical symbol that means infinite. Turn the page sideways to demonstrate that it looks like the number 8 on its side. Have students draw a large eight and have them turn their papers sideways to change the eights into infinity symbols. Have them trace the symbol, noting that it has no beginning or end. Contrast this by having students draw a line and trace it from beginning to end.

Emphasize that God is eternal and infinite. Much like the infinity sign, his existence and greatness have no beginning and no end.

- ◆ To help students connect the lesson topics to an everyday situation, read aloud the **JUSTIN & JESSIE STORY: GOD & BINOCULARS**. Emphasize that God is unsearchable, and his greatness cannot be fully understood.



ENRICH TOPIC 6

Creator Hanger Craft

Have students complete the **CREATOR HANGER CRAFT** (accessible from the Teacher Digital Resources).

Binoculars Craft

Have students complete the **BINOCULARS CRAFT** (accessible from the Teacher Digital Resources).

Math: Exploring Length in Yards

Show students a yardstick and explain that a yardstick measures one yard, which is about the distance from the tip of an adult's fingers to their nose. A *yard* is made up of three feet, and each foot is made up of twelve inches. Demonstrate how to use a yardstick by measuring an object from the room. Help students practice measuring a variety of objects using the yardstick. Remind students that God is infinitely big—we can't measure him!

Student Answer Key

Name _____

6

Words to Describe God
Draw lines from **God** to the words that describe him. Cross out the words that do not.

eternal ~~small~~ great
infinite Creator ~~bad~~

Write one of the words above in the blank to complete the sentence.

God is eternal, infinite, great, or Creator

Foundations | Grade 2 Unit 1 | Topic 6 | Unit 1

Name _____

6

Tell About God the Creator
Draw pictures of 2 things God created in the boxes below.

God created...

Possible drawings in either box: earth, time, sun, moon, stars, planets, plants, animals, people, light

God created...

Foundations | Grade 2 Unit 1 | Topic 6 | Unit 1

Name _____

Words to Describe God

Draw lines from **God** to the words that describe him. Cross out the words that do not.



eternal

small


great

infinite

Creator

bad

Write one of the words above in the blank to complete the sentence.



God is _____.



Name _____

Tell About God the Creator

Draw pictures of 2 things God created in the boxes below.

God created...



God created...




FIND





5





A-Z

Alpha and Omega

AS

The Beginning and The End

Name _____

Unit 1 Assessment

Help Matthew answer his question.
Circle the word(s) that complete each sentence.

1. The Bible is ____ Word.



man's



God's

2. We cannot ____ God's Word.




know



change

3. The Bible ____.



guides us



lies to us

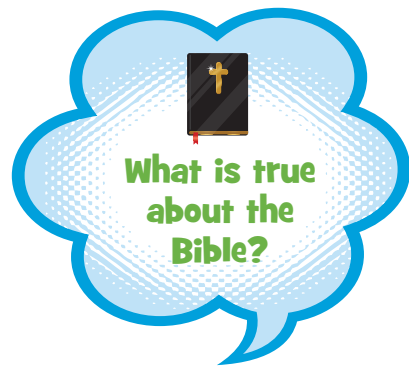
4. The Bible ____.



can be wrong



is perfect



Name _____

Put a **✓** in the box if the sentence is **true**. Put a **✗** in the box if it is **false**.

- 1. The First and Second Testaments are 2 parts of the Bible.
- 2. People always tell the truth about God's Word.
- 3. The Bible tells us how to love and obey God.
- 4. The New Testament tells us about when Jesus lived on earth.
- 5. We compare things people say to God's Word to know the truth.
- 6. The Old Testament tells about the time before Jesus was born.

Circle the descriptions that tell about God.



eternal



wrong



great




infinite



Creator



mean



unchanging