

BIBLE
K

HOW **BIG** WAS THE ARK?

IS THE
BIBLE
TRUE?

FOUNDATIONS

— LAYING THE FOUNDATION OF FAITH —

HOW OLD IS THE
EARTH?

WHAT IS THE
GOSPEL?

WHEN DID
DINOSAURS
LIVE?

Topic 1

How to Use *Foundations for Kindergarten*

Components

Foundations for Kindergarten includes all the necessary elements for you to teach your students with excellence while engaging them in the learning process. The following components are available for your use:

Teacher Book

Lessons include teacher background, preparation instructions, a step-by-step instructional routine, and opportunities for assessment, differentiation, and enrichment.

Student Book

Practice Pages are included to reinforce key concepts. One side is an activity related to the Unit Verse and often incorporates other curricular areas like phonemic awareness, phonics, and handwriting. The other side is an activity aligned to the learner outcomes.

An optional Unit Assessment is provided as a summative assessment at the end of each unit.

Resource Book

High-quality visual aids and printables are included with each unit:

- ◆ Unit Verse Visual
- ◆ illustrations and/or visual aids
- ◆ print-based games and activities.

Digital Resources

Multimedia resources are included with each unit:

- ◆ Unit Opener Videos (used with the first lesson in each unit)
- ◆ Mrs. C and Me Unit Story Videos (used with the Unit Application & Review)
- ◆ original songs*
- ◆ additional teacher background resources*
- ◆ full digital copies of the Teacher Book, Student Book, and Resource Book*

Access your videos at [GetAnswers.org/schoolresources](https://www.getanswers.org/schoolresources) and enter the code you received upon purchase of this product.



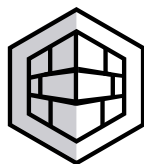
Classroom Posters

These large classroom posters enhance the lessons and provide visual reminders of important truths:

- ◆ 10 Unit Verse Visual Posters
- ◆ 7 C's Timeline Poster
- ◆ Books of the Bible Poster

Icons

Throughout the lessons, you will see the following icons used to designate important lesson features.



indicates “big ideas” or **cornerstones** that students will encounter during the lessons



indicates activities that reinforce the historicity of the Bible and **connect the lessons to the 7 C's of History**



indicates **questions that assess students' understanding** and are aligned to the learner outcomes



indicates activities that address and **clarify biblical misconceptions**



indicates activities that equip students to **analyze topics from a biblical worldview** and compare them to man's ideas



indicates activities that **support students' diverse learning needs, enhance the lesson, and help differentiate instruction**



indicates **activities that align to other instructional areas**, such as language arts, math, social studies, and science

* Requires purchase of Digital Version ([GetAnswers.org/12digital](https://www.getanswers.org/12digital)).



The Bible is the true, infallible Word of God.

Learner Outcomes

Students will be able to:

- ◆ Recognize that we can trust the Bible to tell us the truth about the past, present, and future
- ◆ Describe what is meant by “all Scripture is God-breathed”
- ◆ Recognize that the Bible does not have any errors
- ◆ Identify God as omniscient (all-knowing)

Cornerstones

- ◆ The Bible is God's Word, and we can trust it to tell us about real events.
- ◆ Men, who were chosen by God, wrote the Bible by the power of the Holy Spirit.
- ◆ We know the Bible has no errors.
- ◆ God is omniscient (all-knowing), and he cannot lie.

Key Passages

Unit Verse: Genesis 1:1

Lessons: Exodus 24:4; Psalm 19:7–9, 147:5; 2 Timothy 3:16; Titus 1:2; 2 Peter 3:15–16

7 C's of History

This topic introduces students to the 7 C's of History that will be discussed in detail throughout this curriculum. As students progress through the lessons, they will see how the real past, present, and future events of the 7 C's of History are found in God's Word.

Vocabulary

error: something that is wrong or incorrect

God-breathed: all Scripture comes from God by the power of God's Holy Spirit, guiding or directing the chosen writers

Suggested Catechisms

What is the Bible? The Bible is the Word of God.

Who wrote the Bible? Chosen men wrote the inspired text by the power of the Holy Spirit.

Is the Bible ever wrong? We know the Bible is never wrong because God knows everything and cannot lie.

Materials/Preparation

Print/Digital Resources

- ◆ Unit 1 Verse Visual
- ◆ Unit 1 Opener Video
- ◆ Illustrations 1.1 and 1.2
- ◆ 7 C's Timeline

Student Book

- ◆ Topic 1 Practice Pages

Additional Items

- ◆ book (*familiar to students*)
- ◆ bubble wand and bubble solution

Additional Resources

Accessible from the **Teacher Digital Resources** under *Topic 1*

- ◆ “2 Timothy 3:16” song
- ◆ “God-Breathed Scripture & Sola Scriptura” article
- ◆ *Kids Answers* “Where Did the Bible Come From?” article
- ◆ “Why Should We Believe in the Inerrancy of Scripture?” article
- ◆ “The Word” song

Scriptural Background

The Bible is a collection of 66 books, written by about 40 different men over the course of approximately 1,600 years. It is our foundation from which we evaluate the world. 2 Timothy 3:16 says, “All Scripture is breathed out by God and profitable for teaching, for reproof, for correction, and for training in righteousness.” This verse summarizes both the origin of the Bible and its importance in the lives of believers.

Since Scripture is “breathed out by God,” or *theopneustos* in Greek, it’s clear that Scripture comes from God and is his Word. But how can the Bible be God’s Word when men physically wrote it? Scripture tells us that God used the power of the Holy Spirit to guide the chosen men (2 Peter 1:20–21). This means that God made sure these men wrote the exact message he intended.

There are many references to the Bible being God’s Word. For example, Moses and Old Testament prophets documented that they wrote down the words of God (Exodus 24:4; 2 Kings 17:13; Ezekiel 38:17). Additionally, writers of the New Testament books

often quoted Scripture from the Old Testament with the phrases, “God said” or “God commanded” (e.g., Matthew 15:4–6) and direct quotes from God with the phrase, “Scripture says” (e.g., Romans 11:2; 1 Timothy 5:18). Jesus also proclaimed Scripture as the true Word of God (Matthew 22:31–32; Exodus 3:6; John 17:17).

The Bible is the only thing we have that is God-breathed and is therefore our highest authority. Since the Bible is God’s Word, and God is omniscient (Isaiah 55:8–9) and cannot lie (Titus 1:2; Hebrews 6:18), we know the Bible is perfect and will tell us the truth (Psalm 19:7–11).

So, what can we do with the Word of God? In the second part of 2 Timothy 3:16, Paul lists four ways that God’s Word can be profitable or helpful: teaching us truths, revealing our sins (reproof), showing us how to turn away from sin (correction), and training us in righteousness. In other words, when we read and follow God’s Word, we can live a life that honors and glorifies God.

Historical/Apologetics Background

Understanding that the Bible is the true, infallible Word of God is a starting point, or presupposition, for our faith. As believers, we know that God and his Word are the ultimate authority, so this becomes the lens through which everything is assessed and analyzed.

Throughout history, and even today, many people, cultures, and other religions have attempted to attack the validity and authenticity of the Bible. They think that if they can cast doubt on believers’ presuppositions, then they can convince believers to accept their incorrect beliefs and worldviews. Therefore, believers should always be prepared with a defense of their faith (1 Peter 3:15).

For example, some people say that the Bible is “just another book” and characterize biblical accounts as stories or fairy tales instead of actual events. Because young students may have difficulty differentiating between make-believe stories and real-life events, it

is important to study Scripture with students while emphasizing 1) what the Bible is, 2) who authored it, and 3) God’s purpose for it. Equipping students to understand and explain these aspects of the Bible will help them solidify the Word of God as their foundation.

Additionally, pointing out how real-life events are found in the Bible helps younger students recognize that the Bible tells the truth about past, present, and future events. For this curriculum, the 7 C’s of History will be used as a framework to connect the Bible and history. The 7 C’s of History are: Creation, Corruption, Catastrophe, Confusion, Christ, Cross, and Consummation. Using these seven C’s, students will be able to trace major biblical events throughout world history. This helps students see the Bible as a book of history instead of how some may portray it—as a fictional story.

LESSON 1

Prepare

Memory Work/Catechism

See page 521 for ways to incorporate the Unit Verse, **UNIT 1 VERSE VISUAL**, and suggested catechisms into the lesson.

Introductory Activity

Say: *Today, we are going to meet a very special friend, named Mrs. C. Throughout the year, Mrs. C and her friends will be helping us learn more about the Bible.*

Play the **UNIT 1 OPENER VIDEO**.

Say: *Mrs. C mentioned that the Bible is God's Word. It can tell us about real events that have already happened, are happening now, or will happen later. Over the next weeks, we'll be learning about the first event in history, creation. Before we do that, we need to start by learning more about God's Word, the Bible. Let's find out how we know that the Bible is God's Word and that we can trust it.*

Study

Scripture Is God-breathed

Have students open their Bibles to 2 Timothy. Read 2 Timothy 3:16 aloud. Show **ILLUSTRATION 11** and use the following information to help students understand the verse.

- ♦ The first words of 2 Timothy 3:16, “all Scripture,” refer to the Bible—every single word of it. Hold up the Bible to reinforce that Scripture is another term for the Bible.
- ♦ “Breathed out by God” or **God-breathed** means that all Scripture comes from God. God's Holy Spirit guided or directed the chosen writers. Another word for this is *inspired*.
- ♦ **Say:** *God breathed out his Word. His Holy Spirit carried or guided the minds of chosen writers so that the words of the Bible were without error (2 Peter 1:20–21). The writers were guided to record on the original scrolls the message that God wanted them to record.*

- ♦ Read the following scriptures aloud, emphasizing how each verse reinforces that Scripture is God-breathed.
 - » Exodus 24:4: Moses wrote down the words of God.
 - » 2 Peter 3:15–16: Peter recorded that Paul wrote his letters using the wisdom that God gave him.
- ♦ **Say:** *Scripture tells us that the Bible comes from God and is God's Word. He is the author of the Bible. Let's learn more about God's Word.*

Scripture Is Perfect and Infallible

Show **ILLUSTRATION 12**. Read the following scriptures and use the corresponding information to discuss them.

- ♦ Read Psalm 19:7–9 aloud. Tell students that David, a king of Israel, describes God's Word (the law of the Lord, the rules of the Lord) as perfect and true. This means God's Word has no **errors** or something that is wrong or incorrect.
- ♦ Read Psalm 147:5 aloud. Have students say the word *omniscient* with you. Explain that this word means *all-knowing*. Emphasize that this verse tells us God knows everything and what he knows is more than we can ever know or understand (measure).
- ♦ Read Titus 1:2 aloud. Emphasize that this verse tells us God cannot lie. He always tells the truth.
- ♦ **Say:** *Now, let's put all these verses together to tell about the Bible. God knows everything and cannot lie. The Bible is God's Word and breathed out by God, so it has no errors. It is always perfect and true.*



SUPPORTING ALL STUDENTS

Help students understand that the Bible is authored by God and is his Word.

- ♦ Hold up a book that is familiar to students. Help them locate the title and author. Reinforce that the ideas and words in the book are from the author.
- ♦ Hold up the Bible. **Say:** *The Bible has an author too. The author of the Bible is God. God tells us this is his Word. The Bible is different from any other book you will read. It is the only book in history that is from*

God, who knows everything and cannot lie. We know we can trust the Bible because it is the true Word of God.



7 C'S CHRONOLOGY

- ◆ Point to the **7 C'S TIMELINE**. Tell students that this timeline shows seven real events in history that are described in the Bible. Name each event.
- ◆ Explain that students will be learning about each event throughout the year. Emphasize that the first six events have already happened (past), and Consummation has not happened yet (future).
- ◆ Have students touch the timeline and **say**: *The Bible tells us about real events in the past, present, and future.*

LESSON 2

Prepare

Memory Work/Catechism

See page 521 for ways to incorporate the Unit Verse, **UNIT 1 VERSE VISUAL**, and suggested catechisms into the lesson.



CORNERSTONE QUESTIONS

Have students discuss the following questions related to the topic.

- ◆ What does “all Scripture is God-breathed” mean? *All Scripture comes from God. God’s Holy Spirit guided or directed the chosen writers.*
- ◆ Does the Bible have any errors? *No, the Bible does not have any errors because it is God’s Word. God knows everything and cannot lie.*
- ◆ Does God know everything? *Yes, God is omniscient and knows everything.*
- ◆ What does the Bible tell us about history? *The Bible tells the truth about past, present, and future events.*

Understand

Complete one or both of the following activities.

Pop It or Catch It

Help students review the lesson by playing this game.

- ◆ Use a bubble wand and bubble solution to blow bubbles. Tell students that you breathed out, and your breath along with the bubble solution made the bubbles. **Ask**: *Do you like to pop bubbles or try to catch them?*
- ◆ Remind students that breathing out air to create bubbles is very different from what God breathed out—his Word, the Bible.

- ♦ Tell students that you will say some statements about God and the Bible. If the statement is **true**, students should say, “Catch it,” and pretend to catch a bubble. If the statement is **false**, students should say, “Pop it,” and pretend to pop a bubble to get rid of the false statement.
- ♦ Read the following statements in random order. Discuss the correct answer for each statement after students respond.
 - » The Bible is God’s Word. *True*
 - » The Bible is just the words of men from long ago. *False; The Bible is God’s Word and comes from God.*
 - » All Scripture is God-breathed and comes from God. *True*
 - » The Holy Spirit guided men to write down God’s Word. *True*
 - » The Bible has errors. *False; The Bible is perfect and true.*
 - » God is omniscient and knows everything. *True*
 - » God can lie. *False; God cannot lie.*
 - » The Bible tells about real events. *True*
 - » The Bible only tells about things that already happened. *False; The Bible also tells about things that are happening now and will happen in the future.*

Practice Page

Have students complete the **TOPIC 1 PRACTICE PAGES**. One side includes an activity to practice the Unit Verse. The other side includes an activity specific to the topic. Answers are shown on the next page.

Apply

- ♦ **Say:** *We know the Bible is the true, perfect Word of God. Ask: Can you think of a time when you needed God’s help?* Discuss student responses.
- ♦ Re-read 2 Timothy 3:16 aloud. Explain that God’s Word can help us. Review the four ways Scripture can be profitable or helpful.
 - » It can teach us truths.
 - » It can show us ways we sin (reproof).
 - » It can show us how to turn away from sin (correction).
 - » It can train us in how to do the right thing and obey God (righteousness).
- ♦ **Say:** *When we read and follow God’s Word, the Bible, we can lead a life that is pleasing to God. We can learn how God wants us to live, including how we act, the words we say, and the thoughts we have.*

Assess

To assess students’ understanding of the topic, consider the following options.

- ♦ Evaluate students’ **TOPIC 1 PRACTICE PAGES**.
- ♦ Ask students the Cornerstone Questions.



ENHANCE TOPIC 1

- ◆ Help students connect the books of the Bible to the men chosen to record his Word. Name different books of the Bible that were written by some of the men mentioned (e.g., Moses–Genesis, Exodus, Leviticus, Numbers, Deuteronomy; David–many Psalms; Paul–Romans, Galatians, Ephesians, Philippians, 1 & 2 Timothy, Titus, and others).
- ◆ During Pop It or Catch It (page 26), use a bubble machine to generate bubbles. Instead of pretending to pop or catch a bubble, students can use real bubbles.



ENRICH TOPIC 1

Blow Paint Craft

Have students use their breath to create art! Give each student paper and a straw. Prepare cups of watercolor paints or thinned tempera paints. Assist

students in using eyedroppers to apply drops of paint to the paper. Then have them place the straw near the paint and blow through it to move the paint around.

Science Experiment: Work Those Lungs!

Help students explore how activity affects respiratory rate. Set a timer for 30 seconds. Have students count how many times they breathe out and record it. Then have students perform activities of varying intensity levels, such as walking, jumping, or running. During each activity, students should count how many times they breathe out in 30 seconds.

Guide students to compare their respiratory rate during the different activities. Emphasize that they most likely had a higher respiratory rate when they were doing something that was more intense. This is because your body wants to get more oxygen, which you get from breathing in, as your muscles, lungs, and heart work together to move your body.

Student Answer Key

Name _____

1

Unit Verse
Say the Unit Verse. 🗣️ Color the picture. 🖍️

"In the beginning, God created the heavens and the earth." Genesis 1:1

Foundations | K Unit 1 | Topic 1 | 1

Name _____

1

Tell About the Bible
Draw a line to match the missing word to each sentence. 🖍️
Use the shapes to help.

- The _____ is God's Word.
- All Scripture is from _____.
- God's Holy Spirit _____.
- The Bible has no _____.
- God _____ everything.
- The Bible tells about _____.

errors Bible
 knows guided men to write the Bible
 God real events

"All Scripture is breathed out by God."

2 | Topic 1 | Unit 1 Foundations | K

Name _____


Unit Verse

Say the Unit Verse.  Color the picture. 

"In the beginning, God created the



heavens and the earth." Genesis 1:1



Name _____

Tell About the Bible


Draw a line to match the missing word to each sentence. 

Use the shapes to help.

1. The _____ is God's Word. 

 errors



2. All Scripture is from _____. 

 Bible




3. God's Holy Spirit _____. 


 knows



4. The Bible has no _____. 

 guided men to write the Bible



5. God _____ everything. 

 God



6. The Bible tells about _____. 

 real events




"All Scripture is

breathed

out by God."



The Bible is God's Word.



**God's Word is
perfect and true.**

