



COURSE

Day 1

Day 2

Title	Listen UP!	Check UP!
Bible Passages	The Ears 1 Kings 3–4 and various Proverbs	The Heart Genesis 1–3; Romans 3, 5, 6, 10; Proverbs
Lesson Focus	Be wise—have ears that hear and do God's Word!	Be wise—have a heart that trusts in the Lord!

Solid Rock Verse Challenge

Listen to counsel and receive instruction, that you may be wise. Proverbs 19:20

Trust in the Lord with all your **heart**, and lean not on your own understanding. Proverbs 3:5

Animal Pal Fun Pun

Tembo the Elephant says: Be all ears!

Twiga the Giraffe says: Take this to heart!

Apologetics Focus—The Big Five

The Animals—**Who** made them so cool?


The Terrain—**What** environments are there on this mountain?

Safari Science and Crafts

Savanna Drum



Keepsake Cross



Grassland Games

Backpack Attack
Listen UP!

Camp K Obstacle Course
Change of Heart

Summit Snacks

Elephant Ears



Heart-smart Banana Bites



Cool Contests

Guess the Zebra Stripes

Safari Signals

OVERVIEW



Day 3

Build UP!

The Tongue

Various Proverbs

Be wise—have a tongue that speaks in a God-honoring way!

Death and life are in the power of the **tongue**. Proverbs 18:21

Kiboko the Hippo says: Hip-hippo-ray for a tame tongue!

The Languages—**Where** did different languages come from?

Conversation Can



Moorland Mayhem
Monkey, Mongoose, Man

Melt-in-your-Mouth
Mountains



Destination: Dress Up

Day 4

Wake UP!

The Hands

Proverbs 6:6–11
and various Proverbs

Be wise—have hands that get to work!

Commit your **works** to the Lord. Proverbs 16:3

Tumbili the Monkey says: No more monkey business!

The People—**Why** do they say the first people came from here?

Mountain Mancala or
Safari Finger Puppets



Bucketball
Give Yourself a Hand

Corny Hands



Proverbs Challenge and
Hands That Serve

Day 5

Wise UP!

The Feet

1 Kings 11:1–11 and
various Proverbs

Be wise—have feet that walk with the wise!

He who **walks** with wise men will be wise, but the companion of fools will be destroyed. Proverbs 13:20

Duma the Cheetah says: Wise men walk with wise men!


The Volcanoes—**How** did Mount Kilimanjaro get here, anyway?

Friendship Bracelets



Snowball Scuttle
Ice Cube Relay

Walking Sticks



Mountaintop Missions



LIMITED LICENSE TO COPY:

A limited license is available to make copies of this book. You may make copies of portions of the book if 1) you are the purchaser; 2) the copies are used exclusively for non-commercial purposes within your church or organization (an entire denomination is not considered a "church" or "organization" under this license); and 3) you follow the instructions provided in the book.

Director Guide


Copyright © 2014 Answers in Genesis.
All rights reserved. Limited license to copy.

For more information, write:
Answers in Genesis
PO Box 510, Hebron, KY 41048

Project Coordinator: Stacia McKeever
Written by Randy and Barb Witt
Interior layout by Diane King
Cover illustration and design by Jon Seest
Illustrations by Paul Agner

All Scripture quotations are taken
from the New King James Version.
Copyright © 1982 by Thomas Nelson, Inc.
Used by permission. All rights reserved.

Printed in China.



1:1

answersingenesis
believing it. defending it. proclaiming it.

Petersburg, Kentucky, USA

CONTENTS

OVERVIEW: START YOUR JOURNEY	7
Our Goal	7
Your Role	8
Frequently Asked Questions	8
Terms to Know	8
Top 20 Tips for the VBS Director	9
Terrific Trivia Tidbits	10
Safari Sillies	12
Africa A to Z.	13
Fun with Swahili.	14
Top 20 Tips When Working with Children	15
What's on the Resource DVD-ROM?	16
PRIORITIES: SET YOUR COURSE	21
First Things First	21
Praying for Your VBS	22
Top 10 Tips for a VBS Prayer Ministry	22
Staff Devotions	23
Devotion 1: Listen UP!	23
Devotion 2: Check UP!	24
Devotion 3: Build UP!	25
Devotion 4: Wake UP!	26
Devotion 5: Wise UP!	27
PLANNING: MAP IT OUT.	29
Choose a Format	29
A Day at Camp Kilimanjaro	30
Map Out Your Space.	32
Trekker Groups	33
Sample Schedules: Morning VBS	35
Sample Schedules: Evening VBS	36
Sample Trekker Group Placement	37
Sample High Adventure Lesson Time Room Schedule	37
Money Matters	38
Budgeting Tips.	38
VBS Budget Worksheet	39
Countdown Calendar Worksheet	40
Director's Countdown Calendar	41
VBS Headquarters (Information Counter)	46

OVERVIEW

PRIORITIES

PLANNING

RECRUITMENT

PROMOTION

PROCEDURE

FOLLOW-UP

Decorating Decisions	47
Top Ten Decorating Tips	47
Key Decorating Elements	47
Other Miscellaneous Ideas	49
Large Assembly Room	50
Classrooms	51
Nursery News	52
Child Safety Precautions	53

RECRUITMENT: FORM YOUR GROUP55

Where Do My Teens Fit In?	55
How Many People Do I Need?	56
Job Descriptions	57
Training Workshops	61

PROMOTION: SPREAD THE WORD65

Promotion Calendar	66
Camp K Carnival	69
Activities and Games	70

PROCEDURE: PINPOINT LOCATIONS75

Arrival and Registration	75
Base Camp Opening Assembly	76
Mission Moment	77
Jambo Jive Music	81
High Adventure Lesson Time	83
Toddler Supply List	84
Pre-Primary Supply List	85
Primary Supply List	86
Junior Supply List	87
Safari Science and Crafts	88
Craft Supply List	90
Summit Snacks	91
Snack Supply List	93
Grassland Games	94
Game Supply List	95
Base Camp Closing Assembly	96
Dismissal	96

FOLLOW-UP: PLAN A PEAK ENDING97

End of the Trail Closing Program	98
--	----

OVERVIEW

START YOUR JOURNEY

Jambo (“Hello” in Swahili) and welcome to Africa—a land of extremes. From the Serengeti plains to the Kilimanjaro mountaintops, extreme heat to extreme cold, big game animals to rainforest bugs, volcanoes to glaciers, Africa offers a trip of a lifetime!

Camp Kilimanjaro, the latest Answers VBS, captures the excitement of it all! As we head to Base Camp near Mount Kilimanjaro (the largest free-standing mountain in the world), we'll experience a life-changing, epic expedition through Proverbs. Our trekkers will learn to have:

- Ears that hear and do God's Word;
- Hearts that trust in the Lord;
- Tongues that speak in a God-honoring way;
- Hands that get to work;
- Feet that walk with the wise.

It's high adventure at its best! Thrilling? You bet! Relevant? Absolutely! Practical? Every bit of it! So get excited to safari (journey) with us because you won't want to miss even one minute of our day.

And speaking of our day, it begins when everyone meets at Base Camp for the opening assembly, a high-energy gathering that includes entertaining welcomes, rockin' songs, a mission moment, and prayer.

Then we trek off to rotate through four fun sites:

- High Adventure Lesson Time, where God's Word is cherished and lessons are taught in hands-on ways;
- Grassland Games, where the game guides immerse the trekkers in games and challenges that provide thrills and chills;
- Summit Snacks, where top-of-the-world treats are served;
- Safari Science and Crafts, where a wide array of science experiments and crafts are waiting to be explored.

After finishing the day's rotations, everyone heads back to Base Camp for the closing assembly, which includes more

singing, the Big Five Time, contest results, and the highly anticipated daily drama. The drama features a quirky news crew trekking to Mount K in hopes of landing the story of a lifetime for their viewers back home. Instead, in the midst of laughter, scares, twists, and turns, they find themselves confronted with lessons from God's Word that are just what they need to learn.

It all adds up to an epic experience for you and your young trekkers. Are you raring to go? Then lace up those hiking boots, grab your gear, and let's get started!

OUR GOAL

If you asked the people of your church and community how they felt about the Bible, what would their response be? Would they consider the Word of God relevant to their lives and interesting to learn from? Or would it seem irrelevant and trumped by “science”?

A recent survey¹ by America's Research Group² revealed that an alarming number of young people³ are leaving the church after they graduate because their questions about the Bible had not been answered. Respondents indicated that Sunday school materials were shallow and irrelevant. Of those polled, 86% had begun to question the Bible by their high school years. Of those who said they did not believe all the accounts in the Bible are true, 82% cited doubts about the Bible's authority or its trustworthiness.

We trust that the Lord will use Answers VBS to help reverse this sad trend by equipping today's youth and adults with the answers they seek. We have designed *Camp Kilimanjaro* to provide solid Bible-based teaching delivered in a fun and entertaining way that counters the misinformation about the Bible and science that children encounter daily.

¹ Britt Beemer poll commissioned by Answers in Genesis.

² America's Research Group, Ltd., is a full-service market and behavioral research firm offering expertise in all phases of survey research, from questionnaire design to final report preparation.

³ These were people now in their twenties who regularly attended an evangelical church as they were growing up. The poll was nationwide.

YOUR ROLE

As director of VBS, you are someone who possesses vision, organization and people skills, and a heart for children. You will need to

- Oversee the entire VBS (read through the *Director Guide* and other manuals for further information);
- Work with the church staff on VBS-related issues such as goals, dates, and budget;
- Recruit, organize, and oversee the entire VBS staff;
- Run training workshops;
- Coordinate the closing program;
- Establish effective follow-up; and
- Pray over all aspects of this job before, during, and after VBS.

FREQUENTLY ASKED QUESTIONS

The content of *Camp Kilimanjaro* may be new to you. For a list of helpful articles on the topics covered in this VBS program, please visit www.answersvbs.com/ckfaq.

TERMS TO KNOW

Throughout the VBS curriculum, various terms will be used. Here's a concise list of some of the most common terms to know.

- **Trekkers/Hikers:** Groups of children (individual classes) named after animals such as Elephants or Giraffes.
- **Group Guides:** Group leaders who lead the groups from place to place during VBS. No teaching is required of this position.
- **High Adventure Lesson Time:** Bible and apologetics teaching time.
- **Expedition Guides:** Teachers at the High Adventure Lesson Time.
- **Safari Science and Crafts:** Rotation site where crafts are made and science experiments are explored.
- **Summit Snacks:** Indoor or outdoor site where snacks are served.
- **Grassland Games:** Indoor or outdoor site (outdoor is preferred) for recreation time.
- **Solid Rock Verse Challenge:** Daily memory verse.
- **Big Five Time:** Daily time during the closing assembly when five big apologetics questions are addressed.
- **Toddlers:** 2–4-year-olds.
- **Pre-Primaries:** 4–6-year-olds, or 4-year-olds through children who have completed Kindergarten.
- **Primaries:** 6–9-year-olds, or children who have completed grades 1–3.
- **Juniors:** 9–12-year-olds, or children who have completed grades 4–6.

For multi-age K–6th groups, we recommend using the material for the Primaries.

TOP 20 TIPS FOR THE VBS DIRECTOR

Whether you're a first-time recruit or a seasoned director, here are some tips just for you.

1. Pray and study God's Word. "We will give ourselves continually to prayer and to the ministry of the word" (Acts 6:4). You *will* be busy, so keep in mind that the busier you get, the more you need to pray and study! God will multiply your time if you give Him your best.
2. Read through the various guides thoroughly and early. Become familiar with the Resource DVD-ROM, which contains clip art, logos, printable and customizable versions of the forms mentioned throughout this guide, and more. If you're a first-time director, ask past directors and VBS veterans what's been done in the past. It helps to receive counsel! At the same time, don't be afraid to try something new.
3. Check out the web address listed on page 8 for great articles on Proverbs. This is a good resource for you and a good reference for volunteers or parents who have questions.
4. Many hands make light work. Be careful not to overextend yourself. Delegate areas of responsibility to people and allow them the joy of serving, even if it is not quite how you would do it.
5. Build a team spirit within your own family so VBS will not seem like just *your* project, but theirs, too. Include them in discussions and preparations.
6. When working with people, there most likely will be conflicts. Resolve conflict with prayer and gentle answers based on principles from God's Word. "A soft answer turns away wrath, but a harsh word stirs up anger" (Proverbs 15:1).
7. Have a backup plan in case the weather turns nasty and you need to be inside all day.
8. Have fun. Directing your VBS should be a joy for you. At the same time, though, remember you are in a spiritual battle, with an enemy who will try to throw darts your way. "Rejoice always, pray without ceasing, in everything give thanks" (1 Thessalonians 5:16–18).
9. Label file folders with different areas of VBS, and use these to file ideas and suggestions.
10. Help your church catch the significance of this event by sharing that VBS is a huge, God-given opportunity to reach many with the gospel of Christ.
11. Get enough sleep and exercise.
12. Make people feel loved, appreciated, and needed.
13. Communicate well. Make announcements, require attendance at the training workshops, send emails, and keep everyone informed.
14. Be enthusiastic! Your excitement is contagious and makes others want to be in on the fun.
15. When deciding on the ages to include in your VBS, keep in mind that this VBS is written to appeal to not only young children, but also older elementary kids, too. It has real answers from God's Word for real issues all kids face.
16. Be the *director*. Don't commit to teaching or any other VBS leadership role during VBS week. Stay as free as possible to greet, encourage, and troubleshoot.
17. Carry a walkie-talkie or cell phone with you during VBS week so you can be reached throughout the building.
18. Prepare two containers for each group guide. See pages 33–34 for more information.
19. Soon after VBS is over, survey your staff so you can make improvements for next year.
20. Keep a list of answered prayers and praises. Share your list with others. Continue praying, even after VBS is finished, for God to grow the seeds He planted and to bring more fruit over the next months. "I planted, Apollos watered, but God gave the increase" (1 Corinthians 3:6).

TERRIFIC TRIVIA TIDBITS

Use the fun facts below to get your mind thinking about our fun theme (safari/mountain climbing/Africa) and our spiritual theme (Proverbs). These trivia tidbits can be shared ahead of time at staff meetings with adults and during the week of VBS with kids. They are also available on the DVD-ROM and can be used at arrival and dismissal time or during any down time while kids wait to get to their next rotation.


Mount Kilimanjaro

- We're talking serious mountain here. Mount Kilimanjaro is the highest free-standing mountain in the world. It's over 19,000 feet (5,790 m) high!
- Mount Kilimanjaro formed fewer than 4,300 years ago, after the waters from the Flood of Noah's day retreated to their current places—the present-day ocean basins. During the Flood, there was much volcanic activity all over the earth, and this continued after the Flood was over. Mount Kilimanjaro was formed during one of these violent eruptions and was later covered in ice and snow during the Ice Age. The glaciers at the top today are remnants of that time!
- Where can you go to experience a rainforest, heather, moorland, alpine desert, and near Arctic conditions all in one place? Mount Kilimanjaro!
- Are you hot or cold? You'll feel both on a hike up Mount Kilimanjaro! It goes from near 100°F (38°C) at the base to 0°F (17°C) plus icy winds at the top. Now that's extreme!
- Whoa! It might blow its top! Well, probably not, but Mount Kilimanjaro is a volcano, after all. It hasn't erupted in many years, but it's still warm on the ground at the top.
- Hold on, there! If you're under 10, you're not allowed to climb Mt. Kilimanjaro. But somehow a 7-year-old managed to sneak up, so he sure broke that rule!
- The oldest person to climb Mt. Kilimanjaro was an 87-year-old man. Way to go, Valtee Daniel!
- In case you get the urge to climb it solo, think again. It's against the law to climb Mt. Kilimanjaro without a guide.
- Over 20,000 people try to climb Mount Kilimanjaro each year. Many don't make it to the top because of altitude sickness. Some even die.
- A book at the top? Yep! If you make it all the way to the summit, you'll find a wooden box that contains a book in which most people record their names and thoughts.
- Here's one for the weird and wacky: One guy climbed Mount Kilimanjaro wearing a rhino suit.
- How about this for courage? One guy scaled the mountain in a wheelchair! In fact, he did it two different times!
- On June 29, 2009, eight blind climbers made it to the summit. They did it to raise money for blind babies in Arizona.
- Are you hungry or thirsty? Banana plantations are scattered along the base of the mountain, and coffee is grown on the lower slopes.
- Wanna walk through clouds? The top of the mountain is above the clouds, so you just might. That's why Mount Kilimanjaro is nicknamed the "roof of Africa" and "the island above the clouds."
- Where is Mount Kilimanjaro, you ask? It's in Tanzania, near the border of Kenya. (Hint: That's in northeastern Africa.)
- Don't leave home without that phone! There's cell service at the top of Mount Kilimanjaro!
- Do you think of glaciers and snow in Africa? Well, both are at the top of Mount Kilimanjaro.

African Animals

- Can you guess what the most dangerous animal in Africa is? You may be surprised to hear it's the hippo. More people are killed by hippos each year in Africa than by lions and crocodiles combined.
- The Big Five—This isn't the name of a football division or a basketball team. It's what a famous group of animals is called that people like to see on safaris. The Big Five consists of elephants, leopards, buffalo, lions, and rhinos.
- Cover your ears! A lion's roar can be heard for more than four miles, and it can rattle windows!
- Here's a funny one: The word *gorilla* means "tribe of hairy women."
- "Wahoo!" Believe it or not, that's what baboons shout if danger is near.

- What's black and white and sleeps standing up? A zebra, of course. Every zebra has its own unique pattern of stripes, and these stripes protect it from predators.
- Ouch! Did you know baby giraffes drop six feet and hit the ground when they are born?
- Pass the sunscreen, please! The hippos need it. Yes, hippos can get sunburned! They can also hold their breath for five minutes and walk on the bottom of lakes and rivers.
- Talk about mini! There's one kind of antelope, the royal antelope, that's only 10 inches high!
- Next time you're reading, you may want to ask an elephant to help you. An elephant's trunk is so coordinated it can even turn the pages of a book!
- Do you like black rhinos or white rhinos better? Well, it shouldn't be because of their color, because they are both actually gray!
- Say what? A mole rat can move as fast backwards as it can forwards. Now that's talent!
- Can you name some animals found only in the wild in Africa? Giraffes, zebras, hippos, chimpanzees, and wildebeest, to name a few.
- Think a sports car is fast? Well, did you know a cheetah can accelerate even faster than a sports car? It's the fastest animal on the planet.
- A termite skyscraper? Sort of. A termite mound can reach heights of 30 feet or more!
- *Jambo!* That means "hello" in Swahili, the official language of Tanzania, the country where Mount Kilimanjaro is located.
- Have you ever heard of a thumb piano? They are played all over Africa.
- There's Hollywood in America. There's Nollywood in Africa. Over 200 movies are released every month from Nollywood.
- Here's a job that falls into the strange and unusual category—being a snake milker. Snake milkers have to pull back the jaws of poisonous snakes and get their venom into a jar. Even though it's dangerous, it's important because the venom is used to make medicine that helps people who get snake bites.
- Mmm, mmm good! Or is it? You decide about some of the foods eaten in Africa: grasshoppers, cooked bugs, roasted crocodile, giant African snails, warthog ribs, and fried termites.
- Sizzlin' hot! Africa's hottest temperature ever recorded was over 136°F (58°C). That's so hot, you can end up with a sunburn in just 10 seconds!
- Africa is an amazing place! It has the longest river, the largest desert, the second largest rainforest, and half the world's diamonds, not to mention that it has penguins!



SAFARI SILLIES

Jokes and Riddles

- Why can't you give a test on Mount Kilimanjaro?
There are too many cheetahs.
- How do you know if Mount Kilimanjaro bush rabbits are angry at you?
They get hopping mad.
- What do you get when an elephant sky dives?
A big hole.
- When you meet a lion, what's the first thing he says?
Hi! Pleased to eat you.
- How many shirts can you put in an empty backpack?
One. Then it's not empty anymore.
- Why didn't the giraffe have any friends?
Because he was a pain in the neck.
- Why did the lion go to the library?
He wanted a good book to sink his teeth into.
- Is it hard to spot a cheetah?
No, it comes that way.
- What is the warmest day to climb Mount Kilimanjaro?
SUN-day.
- Why do elephants have wrinkles?
Have you ever tried to iron one?
- Why didn't the bush rabbit make it to the top of Mount Kilimanjaro?
No bunny knows.
- Why don't monkeys play by themselves?
They like to hang with their friends.
- What happens if you run out of money at the top of Mount Kilimanjaro?
You go to the snow bank.
- Why did the baby ant get confused?
Because all his uncles were ants (aunts).
- Why shouldn't you tell a secret in Tanzania?
Because the corn has ears and the potatoes have eyes.
- How do lions like their eggs?
Terror-fried.
- Why did the teenager study as he hiked up Mount Kilimanjaro?
Because he wanted higher education.

- What did the hippo say when it was his birthday?
Hip-hippo-ray!
- What has a foot but no legs?
A ruler.
- What kind of key opens a banana?
A mon-key.
- What did the left hand say to the right hand?
How does it feel to be right all the time?
- Why don't you see giraffes in preschool?
Because they're all in high school.

Knock Knock Jokes

- Knock knock. Who's there?
Snow. Snow who?
Snow use. I can't make it to the top of Mount Kilimanjaro!
- Knock knock. Who's there?
Iran. Iran who?
Iran as fast as I could when I saw that lion!
- Knock knock. Who's there?
Dewey. Dewey who?
Dewey have any food left in the backpack?
- Knock knock. Who's there?
Europe. Europe who?
Europe early this morning. Are you ready for a hike?
- Knock knock. Who's there?
Harry Harry who?
Harry up! We're almost to the top of the mountain!
- Knock knock. Who's there?
Freddie. Freddie who?
Freddie or not, we're going on a safari.
- Knock knock. Who's there?
Canoe. Canoe who?
Canoe tie my hiking boot for me?

Tongue Twisters

- Big black bug
- Bad monkey, mad bunny
- Four furry friends

AFRICA A TO Z

- A** acacia tree, adventure, Africa, African violet, alpine desert, altitude sickness, antelope, Arctic zone, Arrow Glacier, ascent
- B** baboon, backpack, banana, baobab tree, base camp, binoculars, black rhino, boulder, bushbaby, bushwalk, buzzard
- C** camera, campsite, carabiner, chapati, cheetah, cliff hanger, climber, cloud forest, coconut, coffee, cola, colobus monkey, compass, crevasse, crowned crane
- D** departure, descent, destination, downhill, drum
- E** eagle, edge, elephant, embark, excursion, expedition, explore, extremes
- F** flamingo, flashlight, follow, free climbing
- G** game reserve, gazelle, giraffe, glacier, gloves, gorilla, grassland, groundsel, guide, guidebook
- H** harness, hat, heather, helmet, hiker, hiking boots, hippo, hornbill, Horomba Hut, hyena
- I** impala, impatiens, itinerary
- J** jambo, journey
- K** key, Kibo Center, knowledge
- L** Lava Tower, ledge, leopard, lion, Lonzo River
- M** Maasi, meerkat, mole rat, mongoose, monkey, moorland, mountain
- N** north (south, east, west)
- O** ostrich, outpost, oxpecker
- P** passage, path, peak, plantain, poles, porcupine, porter
- Q** quelea bird
- R** rainforest, rhino, rice, ridge, Rift Valley, rim, rockslide, roof of Africa, route
- S** safari, savanna, secretary bird, Serengeti, sleeping bag, slope, snow-capped, steep, summit, sunglasses, Swahili
- T** tent, tour operator, trailblazer, trailhead, trekker, tribe
- U** ugali, Uhuru Peak, uphill
- V** valley, venture, viper, vista, volcano, vulture
- W** walking stick, warthog, weaving, whistle, wildebeest, wilderness, wildlife, windbreaker, wood carving
- XYZ** Zanzibar, zebra

FUN WITH SWAHILI

Swahili, the official language of this region of Africa, is a fun and easy language to learn. Just try sounding out the letters in the words. You may also want to check online for quick videos that show easy pronunciation guides.

- Hello Jambo
- Good-bye Kwaheri
- Goodnight Lala salama
- Please Tafadhali
- Thanks Asante
- No thanks La asante
- Okay Sawa
- Good Nzuri
- Sorry Samahani
- How are you? Habari yako?
- Today Leo
- Tomorrow Kesho
- Yesterday Jana
- Journey Safari
- Welcome Karibu
- Friend Rafiki
- Help! Msaada!
- Food Chakula
- Fruit Matunda
- Water Maji
- Hot Moto
- Lion Simba
- Elephant Tembo
- Cheetah Duma
- Zebra Punda-milia
- Hippo Kiboko
- Rhino Kifaru
- Impala Swala
- Bathroom Choo
- Do not worry Hakuna matata
- Motorcycle taxi Boda-boda

TOP 20 TIPS WHEN WORKING WITH CHILDREN

“Then little children were brought to Him that He might put His hands on them and pray, but the disciples rebuked them. But Jesus said, ‘Let the little children come to Me, and do not forbid them; for of such is the kingdom of heaven.’” Matthew 19:13–14

1. Show love. All children, regardless of age or appearance, need to be loved. Greet them warmly each day, and always be ready with smiles, giggles, encouraging words, and appropriate hugs. (Make sure all staff are aware of your church’s appropriate touching policies.)
2. Learn names. It makes a child feel important and loved to be called by his name. Make sure visible nametags are always on each child.
3. Keep it moving. Children have short attention spans.
4. Use active learning. The more children can actively be involved in the learning process, the more they will retain.
5. Be all there! Try to leave behind whatever is currently going on in your life and focus your attention on the children under your care during VBS. Listen to them and care for them.
6. Eliminate down time. Find activities to do when you have a few free minutes so all time is being used in a fun and productive way. Practice memory verses, share Terrific Trivia Tidbits and jokes (p. 10–12), play impromptu review games, or ask fun conversation starters.
7. Think safety. Read the Child Safety Precautions page. Ensure there are always at least two non-related adults with the children at all times.
8. Be thematic. Children love costumes, fun cheers, songs, and anything that goes with the theme. Be ready to don a safari hat, vest, sunglasses, hiking boots, a backpack, or other climbing gear. Get them enthused and excited about participating in the daily contests.
9. Walk worthy. Be an example in both word and deed. Children need to see authentic Christianity, so make sure you are walking the walk and not just talking the talk.
10. Notice the good. Children want attention and will sometimes act up in an effort to receive attention, even if it is negative attention. Be proactive by noticing and praising the things they do right. Be an encourager.
11. Be aware of age level characteristics. With younger children, activities need to be hands-on, concrete, short, and simple. Older children love to talk and are processing and questioning information. Be ready to give an answer for the hope that is within you.
12. Challenge them. Children generally rise to the level expected of them, so challenge them to learn their memory verses and song lyrics. At the same time, encourage in them a true love for the Lord and His Word.
13. Pray. Before, during, and after VBS, be a faithful prayer warrior for the children in your care.
14. Be organized. Read through all training information, ask questions, and faithfully prepare any materials for which you are responsible.
15. Be a team player. Children do not need to hear negative words from their leaders. If you are frustrated or upset, take it to the Lord, but do not complain or get angry in front of the children.
16. Remember to take bathroom breaks. The younger the child, the more important this is!
17. Maintain order. Children like order! Think through potential trouble spots in your day and decide on a firm, loving discipline strategy. Ask for help from experienced individuals.
18. Build team spirit. Work as a team rather than allowing cliques to develop. Everyone should be an important member of the group.
19. Use guided conversation. Be alert and ready to turn conversations to spiritual matters. Build upon what the children are learning throughout the VBS day.
20. Be prepared to lead a child to Christ. Attend the Gospel Presentation Workshop to be equipped should God give you the awesome opportunity to talk to a child about Christ.

WHAT'S ON THE RESOURCE DVD-ROM?

DIRECTOR CONTENTS

OVERVIEW

Decorations	
Camp K Carnival	
	The Eyes Have It patterns
	Face Painting reference chart
	Swahili Words patterns
	Code for Tickets pattern
	Photo Booth Backdrop
	Safari Guy Template
	Invitation
	Master Ticket
	Activities
Helps	
Registration Forms	Nursery Letter to Parents (sample)
	Registration Confirmation
	Registration Form_Child
	Registration Form_Nursery
	Registration Form_Volunteer
	Worker Pledge
Supply Lists	Craft Patterns
	Craft Supply List
	Game Supply List
	Junior Supply List
	Pre-Primary Supply List
	Primary Supply List
	Snack Supply List
	Toddler Supply List
Forms	Assembly Order of Program
	Attendance Chart
	Award_Participation
	Award_Visitor
	Bible Lesson Room Schedule

Forms (continued)	Budget Worksheet
	Caretaker Handbook (sample)
	Child Safety Precautions
	Coloring Pages
	Concession Stand Menu (sample)
	Cool Contests
	Countdown Calendar
	Course Overview
	Daily Schedules
	Decision Card
	Director's Evaluation (submit by email)
	Group Placement
	Job Descriptions
	Leadership Chart
	Leading a Child to Christ
	Memory Verses
	News Release
	Prayer List
	Promo Skits
	Room Assignments
	Scavenger Hunts (sample)
	Schedule
	Science Experiments
	Staff Devotions
	Team Leader Responsibilities
	Team Placement
	Team Roster
	Top 20 Tips When Working with Children
	VBS Crew Chart
	Word Puzzles
	Workshop Invitation_Gospel
	Workshop Invitation_Volunteer

ASSEMBLY CONTENTS

Mission Moment
MTA Booklets
CHF VBS Promo video
MTA Presentation Images
Banner
CHF Return Form
Daily Mission Moment Scripts
Mission Trek Tracker Assets
MTA Africa Map Activity
MTA Coin Bank
MTA Poster

Drama
Scripts
Extended Scripts
Drama Presentation Images
Set Art
Sound Effects
Base Camp Resources
Assembly Presentation Images
Assembly Scripts
Group Roster
Opening Assembly Form
Closing Assembly Form
Proverbs Challenge Contest

OVERVIEW

CLIP ART AND LOGOS

Clip Art (black-and-white)
Clip Art (color)

Logos

PRESENTATION IMAGES

Memory Verses
Backgrounds
Daily Course Overviews

Teaching Posters
Trivia
Animal Pal Fun Puns



TEACHER CONTENTS

OVERVIEW

Juniors	
Resources	Sound effects
	Scene 1, 2, and 3 signs
	King Solomon nametag
	Dream bubble pictures
	Wise UP! game cards
	Wise UP! teaching explanations
	Dr. Hearty nametag
	Heart Checkup sheet
	Station signs and info cards
	"Hand-y" Charades cards
	Pick a Hand Point Total cards
	Walk Wisely Bingo boards
	Walk Wisely Bingo game cards
	Walk Wisely teaching explanations
	Presentation Images
Decorating Helps	
Coloring Pages	
Pre-Primaries	
Resources	Sound effects
	Station 1, 2, and 3 signs and info cards
	Hidden ants pattern
	Presentation Images
	Decorating Helps
Puppet Scripts	
Coloring Pages	

Primaries	
Resources	Sound effects
	Scene 1, 2, and 3 signs
	King Solomon nametag
	Dream bubble pictures
	Wise UP! game cards
	Wise UP! teaching explanations
	Dr. Hearty nametag
	Heart Checkup sheet
	Station signs and info cards
	Hidden ants pattern
	Walk Wisely Bingo boards
	Walk Wisely Bingo game cards
	Walk Wisely teaching explanations
	Presentation Images
	Decorating Helps
Puppet Scripts	
Coloring Pages	
Toddlers	
Resources	Sound effects
	Station 1, 2, and 3 signs and info cards
	Hidden ants pattern
	Presentation Images
	Decorating Helps
Puppet Scripts	
Coloring Pages	
Forms	Child Safety Precautions
	Nursery Registration Form
	Nursery Letter to Parents (sample)

MUSIC RESOURCE DVD-ROM

Video Resources

Song Lyric Videos

Song Motion Videos

Song Resources

Song Lyrics

Song Motions Descriptions

Presentation images of songs

Clip Art and Logos

Clip Art (black-and-white)

Clip Art (color)

Logos

